



ISTANBUL GELISIM UNIVERSITY  
DISTANCE EDUCATION RESEARCH AND APPLICATION  
CENTER

# ONLINE TEST EXAM GUIDE






This guide has been prepared by Istanbul Gelisim University to provide information about the exam. Before starting your exam, be sure to read the exam guide. Examinations will be held online between the dates specified by the responsible academician of the course.

Before starting your exam;

- Use the latest version of Google Chrome browser,
- Use the Chrome Mobile browser on mobile devices,
- Your browser must be up-to-date, if not, update it,
- Clear your browser history before taking the exam,
- Disable any plugins installed on your browser.,
- If possible, use wired internet or connect to a strong Wi-Fi network and avoid using Wi-Fi connections in public areas.



🔒 | Login

Select language ▼

ONLINE TEST SINAV SİSTEMİ İÇİN TIKLAYINIZ  
CLICK HERE FOR ONLINE TEST EXAM SYSTEM

👤 | Username Or E-Mail

Forgot your password?

Next ➡

ONLINE SINAV KILAVUZU

ONLINE EXAM GUIDE

🔊 Announcements

> DESTEK TALEPLERİ HAKKINDA | ABOUT SUPPORT REQUESTS

> SİSTEME ERİŞİM | ACCESS TO THE SYSTEM

© 2013-2021 ALMS by Advancity

İstanbul Gelişim Üniversitesi

Uzaktan Eğitim Uygulama ve Araştırma Merkezi | Distance Education Research and Application Center

Eğitimciler için Uzaktan Eğitime Geçiş Kılavuzları için **TIKLAYINIZ**

For Transfer to Distance Education Guidelines for Lecturers **CLICK HERE**

Mobil Uygulamalar / Mobile Applications

ALMS Android

ALMS iOS

Açık Dersler / Open Courses

Açık Dersler İçin Tıklayınız!

Click for Open Courses!

© 2013-2021 ALMS by Advancity

All rights reserved

Click on "CLICK HERE FOR ONLINE EXAM SYSTEM"  
to enter the exam system.





You can log in to the Exam System by using your "LMS" Username and password previously given by the system.

**İSTANBUL  
GELİŞİM  
ÜNİVERSİTESİ**

Select language

 Login

 Username

Next →

© 2013-2021 ALMS - Advancity





When you log in to the system; Your active and completed exams will appear on the main page. Among the exams in the active exam list, those with the bright "Start" button are your active exam activities that are started, the exams with the pale "Start" button are your passive exams that will become active when the exam starts. You can see your expired exams in the completed exams section. In order to enter the exam you want in the active exam list, you need to click on the "Start" button. **NOTE:** Only your test exams are displayed in the active exam list. Your classic exams are not displayed on this page. For your classical exams, see the "Online Classical Exam Guide".

## Active Exam List

Lesson	Exam Start and End Date-Time	Exam Right	Status	Operations
DEMO-DERS01 (DMO101) - Midterm Exam	14.04.2021 - 19:25 - 20:00	0 / 1	You did not take the exam	<a href="#">Start</a>
DEMO-DERS02 (DMO102) - Midterm Exam	15.04.2021 - 09:00 - 09:40	0 / 1	Exam Not Started	<a href="#">Start</a>
DEMO-DERS04 (DMO104) - Midterm Exam	16.04.2021 - 11:00 - 11:40	0 / 1	Exam Not Started	<a href="#">Start</a>

## Completed Exams

Lesson	Exam Date-Time		Status	Operations
DEMO-DERS05 (DMO105) - Midterm Exam	12.04.2021 - 09:00 / 12.04.2021 - 09:40	Not completed	Exam time has passed	<a href="#">Start</a>
DEMO-DERS03 (DMO103) - Midterm Exam	13.04.2021 - 12:00 / 13.04.2021 - 12:40	Not completed	Exam time has passed	<a href="#">Start</a>

[Click to request help.](#)

Information about the exam is also available on the screen. From this screen, you can track how many rights you have left for the exam, start and end dates of the exam.



After reviewing the Exam Rules and Exam Information of the course for which you took the exam, please tick the "I Read, I Approve" box. Then you can start your exam by clicking the "Start" button.

## SAMPLE LESSON

### ÇEVİRİM İÇİ SINAVI KURALLARI

- 1.
- 2.
- 3.
- 4.
- 5.
- 6.
- 7.
- 8.
- 9.
- 10.
- 11.
- 12.
- 13.
- 14.
- 15.
- 16.
- 17.
- 18.
- 19.

☒ I read, I approve

Close

Start



The exam application will open in a new browser tab. With this screen, the exam period starts. The remaining time of the exam is displayed in field 1.

## DEMO-DERS03 - Midterm Exam

10 - Choose incorrect option about Suez Crisis below.

- a) ☐ the USSR were against the attack against Egypt while the United States was for it.
- b) ☐ The USA's situation was difficult because Western states tried to spread their influences on Middle East, as the USSR tried to strengthen its influence on Eastern Europe.
- c) ☐ One of directly concerned states has veto and the Security Council could not take decision.
- d) ☐ Great Britain and France interfered to the Crisis in order to remove Egyptian army from Suez Canal.
- ☐ Leave blank

<Previous

10/10

Next>

Close

✓End the Exam

Answer List

1 2 3 4 5 6  
7 8 9 10

X Empty X Active X Answer Saved  
X Answer Could not Save

Since returning to the previous question is impossible, **do not** click the "Next" button without being sure or making a selection.

A15 B15 (no15)

Time Left


29 minutes

The first question of the exam is displayed in field 2. During the exam period, you can see the questions you have answered in field 3. To answer the question displayed on the screen, select one of the options shown in the "Answers" field 4. To move on to the next question, you need to click on the "Next" button in field 5.





- After you have answered all the questions, your exam should be finished. To finish the exam, click the **"End Exam"** button 6 that appears in the last question.
- If you select the **"Yes"** option on the screen that appears, the exam will be completed. With the **"No"** option, you can continue the exam from where you left off.



## Are you sure you want to finish the exam?

You did not answer all questions.

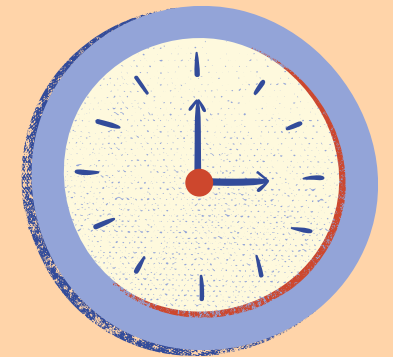
Number of questions you answered: 0  
Number of questions left blank: 10

Click the Yes button to finish the exam, No button to stay on the page. [Click here.](#)

If you finish the exam, you will use your right to take the exam.  
If you do not have another entry right, you will not be able to take the exam again.

No

Yes

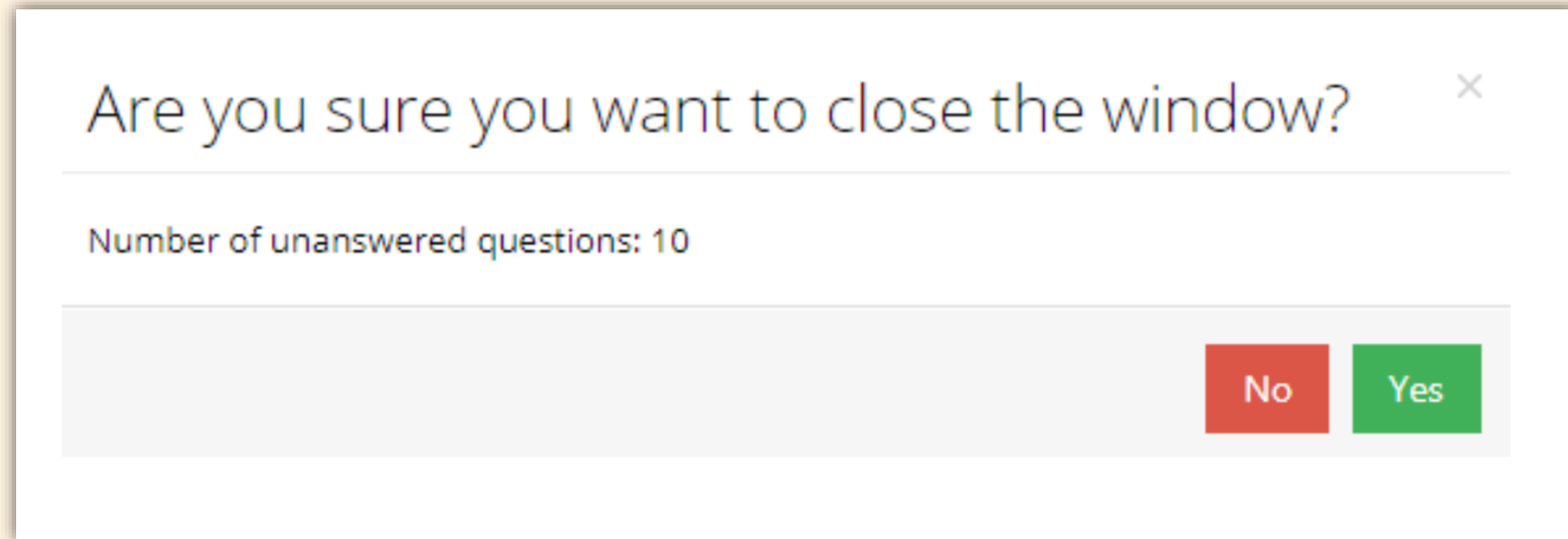






If you click the **"Close"** button without clicking finish the exam, the following warning screen will appear. If you say **"No"**, you can continue the exam from where you left off, if you say **"Yes"**, you will close your exam page, but you can re-enter the exam as long as you have enough duration.

**NOTE:** If you say **"Yes"**, your exam period continues even if your exam page is closed.



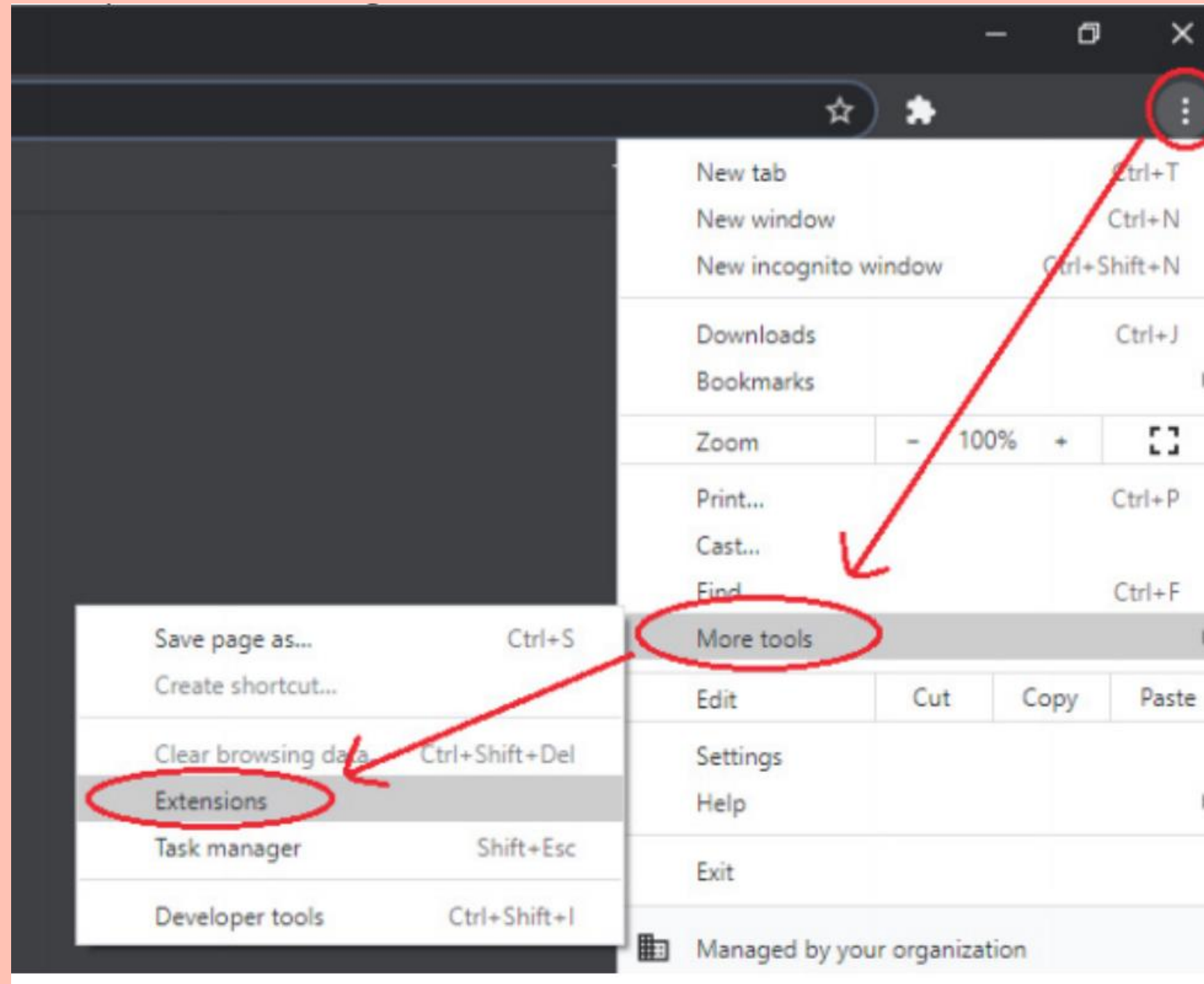
**NOTE: IF YOU CLICK THE "END THE EXAM BUTTON", YOU CANNOT ENTER THE EXAM AGAIN EVEN IF YOU HAVE ENOUGH DURATION!**

# ≡ IMPORTANT NOTES

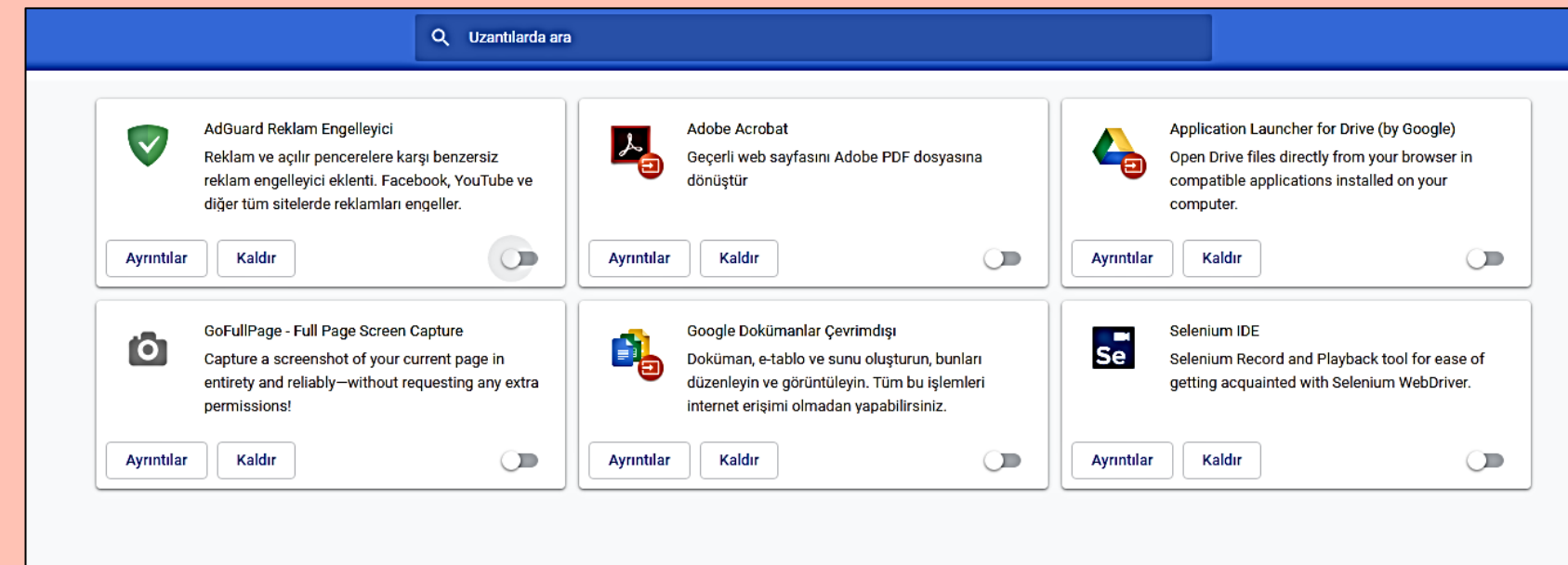
- If you click on the "End the Exam" button, you will not be able to re-enter the exam even if you have an exam period.
- You cannot return to the previous questions during the exam. Therefore, do not move on to the next question without being sure of your answers.
- Since returning to the previous questions is impossible, do not leave questions unanswered.
- If you quit the exam due to an internet connection, power outage, etc., you can re-enter the exam during the exam period.
- Your exam will end automatically as soon as your exam period is over.
- If your exam is closed before you can click the "end the exam" button after your exam time is over, all the actions you have done in your exam will still be saved.
- You cannot take the exam if you are logged into more than one device or browser. Exit all sessions except the browser you will use to take the exam.
- Do not open your exam in two different browsers or tabs at the same time. In this case, your answers in the exam will not be saved.
- If any plugin (Google translate, etc.) is used that changes the content of the page (browser) during the exam, there may be problems in displaying the question and answer texts. For this reason, no add-ons or 3rd party software should be used in the browser in order to avoid problems during the exam.

# ≡ DISABLING ADD-ONS IN THE BROWSER

01



02



If the button in the lower right corner of the plugins is pale, it means that it is disabled.



# REQUESTING HELP

If you have a problem with the exam, you can request help by filling out the form that appears when you click the button on the main login screen..

## Completed Exams


Ders
DEMO-DERS02 (DMO102)
DEMO-DERS02 (DMO102)
DEMO-DERS07 (DMO107)
DEMO-DERS05 (DMO105)
DEMO-DERS05 (DMO105)
DEMO-DERS05 (DMO105)
TESTADV
DEMO-DERS02 (DMO102)
TESTADV
DEMO-DERS03 (DMO103)

[Click to request help.](#)





# WE WISH YOU LUCK...



[uzaktanegitim@gelisim.edu.tr](mailto:uzaktanegitim@gelisim.edu.tr)



[uzem.gelisim.edu.tr](http://uzem.gelisim.edu.tr)