



IGU

IGUDEC

Distance Education  
Research and Application Center




ISTANBUL GELISIM UNIVERSITY  
DISTANCE EDUCATION RESEARCH AND APPLICATION  
CENTER

# ALMS LOGIN GUIDE FOR STUDENTS



Before logging into the ALMS;

- Use the latest version of Google Chrome browser,
- Use the Chrome Mobile browser on mobile devices,
- Your browser must be up-to-date, if not, update it,
- Clear your browser history before taking the exam,
- Disable any plugins installed on your browser.,
- If possible, use wired internet or connect to a strong Wi-Fi network and avoid using Wi-Fi connections in public areas.



# LOG IN PAGE

İSTANBUL GELİŞİM ÜNİVERSİTESİ

İSTANBUL GELİŞİM ÜNİVERSİTESİ

2008

Login

Select language

ONLINE TEST SINAV SİSTEMİ İÇİN TIKLAYINIZ  
CLICK HERE FOR ONLINE TEST EXAM SYSTEM

Student Number or PERSIS Username

Forgot your password?

Next

KILAVUZLAR

GUIDES

Announcements

E-POSTA İLETİMİ HAKKINDA / ABOUT E-MAIL TRANSMISSION

© 2013-2023 ALMS by Advancity

İstanbul Gelişim Üniversitesi  
Uzaktan Eğitim Uygulama ve Araştırma Merkezi | Distance Education Research and Application Center  
Eğitimciler için Uzaktan Eğitime Geçiş Kılavuzları için TIKLAYINIZ  
For Transfer to Distance Education Guidelines for Lecturers CLICK HERE

Mobil Uygulamalar / Mobile Applications  
ALMS Android  
ALMS iOS

Açık Dersler / Open Courses  
Açık Dersler için Tıklayınız!  
Click for Open Courses!

© 2013-2023 ALMS by Advancity  
All rights reserved

You may use your student ID number for username and may OBIS password as a password.

In the log in page, you may select the language and view the public announcements.



# ANMAIN PAGE

In the user main page consists of Left-side menu, Top menu, "My Courses " and "Announcements"


The screenshot displays the user main page with a dark blue header and a black left-side menu. The top right corner features a user profile icon labeled "Örnek Öğrenci" and several notification icons. The main content area is divided into several sections:

- Messages:** A light blue box at the top left states "Mesajınız yok" (No messages).
- Upcoming Activities:** A section titled "Yakında Başlayacak Aktivitelerim" (My Upcoming Activities) contains two light blue boxes with messages: "Yakında başlayacak aktiviteleriniz bulunmamaktadır" (No upcoming activities found) and "Yakında bir son teslim tarihiniz bulunmamaktadır" (No upcoming final submission dates found).
- Announcements:** A section titled "Duyurular" (Announcements) lists several items with dates and times:
  - Yaz Dönemi Final Sınavları Hk. | About Summer Semester Final Exams 25.08.2021 10:19
  - E-POSTA İLETİMİ HAKKINDA / ABOUT E-MAIL TRANSMISSION 3.03.2021 11:47
  - Sanal Sınıf (Perculus) Hk. | About Virtual Class (Perculus) 24.02.2021 11:27
  - Öğrenci E-posta Adresi Hk. | About Student Email Address 22.02.2021 15:06
  - İnternet Tarayıcısı Kullanımı Hk. | About Web Browser Using 18.01.2021 16:20
- Courses:** A section titled "Derslerim" (My Courses) includes a light blue box with a message: "Aşağıda kayıtlı olduğunuz dersler bulunmaktadır. Ders sayfasına gitmek için ders adına ya da görüntüle düğmesine tıklayabilirsiniz." (Courses you are registered for are listed below. You can click on the course name or the view button to go to the course page.) Below this is a table with columns for "Ders" (Course), "Eğitmenler" (Instructors), "Başlangıç Zamanı" (Start Time), "Bitiş Süresi" (End Time), and "Görüntüle" (View).

Ders	Eğitmenler	Başlangıç Zamanı	Bitiş Süresi	Görüntüle
Örnek Ders 1		1.09.2021	10.09.2022	Görüntüle
Örnek Ders 2		1.09.2021	23.09.2022	Görüntüle

# Top Menu

Top Menu consists of "My up coming activities", "My Courses ", messages, language setting and profile symbol.




 You may view notifications of the activities with a deadline.

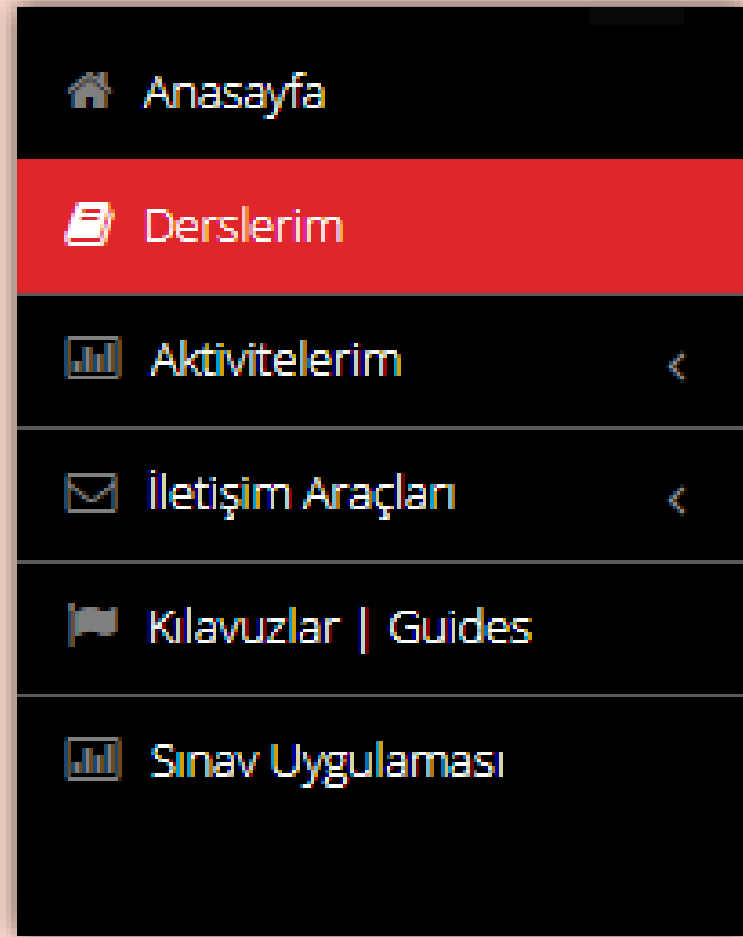
 You may view messages that are sent or received.

 You may view the courses that you are enrolled.

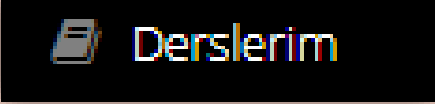
 You may change the website language.

 Örnek Öğrenci ▾ You may view your calendar, your personal information and profile photo and edit them or you may log out from the system.

# Left-side Menu

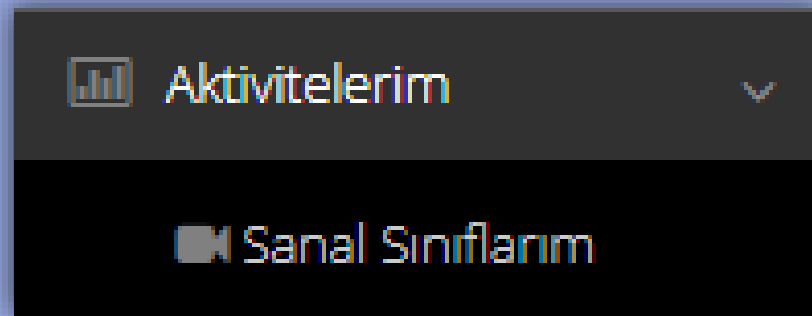


## My courses

You may view the courses that you enrolled by clicking the  button.

You may click on course name and view the activities that are added.





## My Activities

You may Access your virtual classes by clicking the “My Activities → My Virtual Classes ” combination from the left-side menu.




## Communication Tools

You may view three different communication tools by clicking the “Communication Tools”.




You may view the messages that you have sent and received or deleted in the Messages page.

You may send a new message as well as you may delete an existed one.

 Duyurular

You may view the published announcements by clicking on the “Announcements” button

 Yardım Masası

You may click on the “Helpdesk” to send a help request through the Help Center.



Destek Merkezi

[Destek Talebi Yaratın](#) [Okundu Olarak İşaretle](#) Kategori Seçin Tarih Giriniz

<input type="checkbox"/>	Durum	Kimden	Atanan Kişi	Konu Başlığı
Burada destek talebi bulunmuyor.				

To create a new help request, click on the “Create Ticket ” button.



# Guides

Kılavuzlar | Guides

You may access the documents and the videos about the ALMS through the "Guides " button.

# Exam Application

Sınav Uygulaması

You may reach your test type of exams through "Exam Application " button.






**IGU**

**IGUDEEC**

**Distance Education**

**Research and Application Center**

**WE WISH YOU LUCK...**



[uzaktanegitim@gelisim.edu.tr](mailto:uzaktanegitim@gelisim.edu.tr)



[uzem.gelisim.edu.tr](http://uzem.gelisim.edu.tr)