



GlobalData Explorer

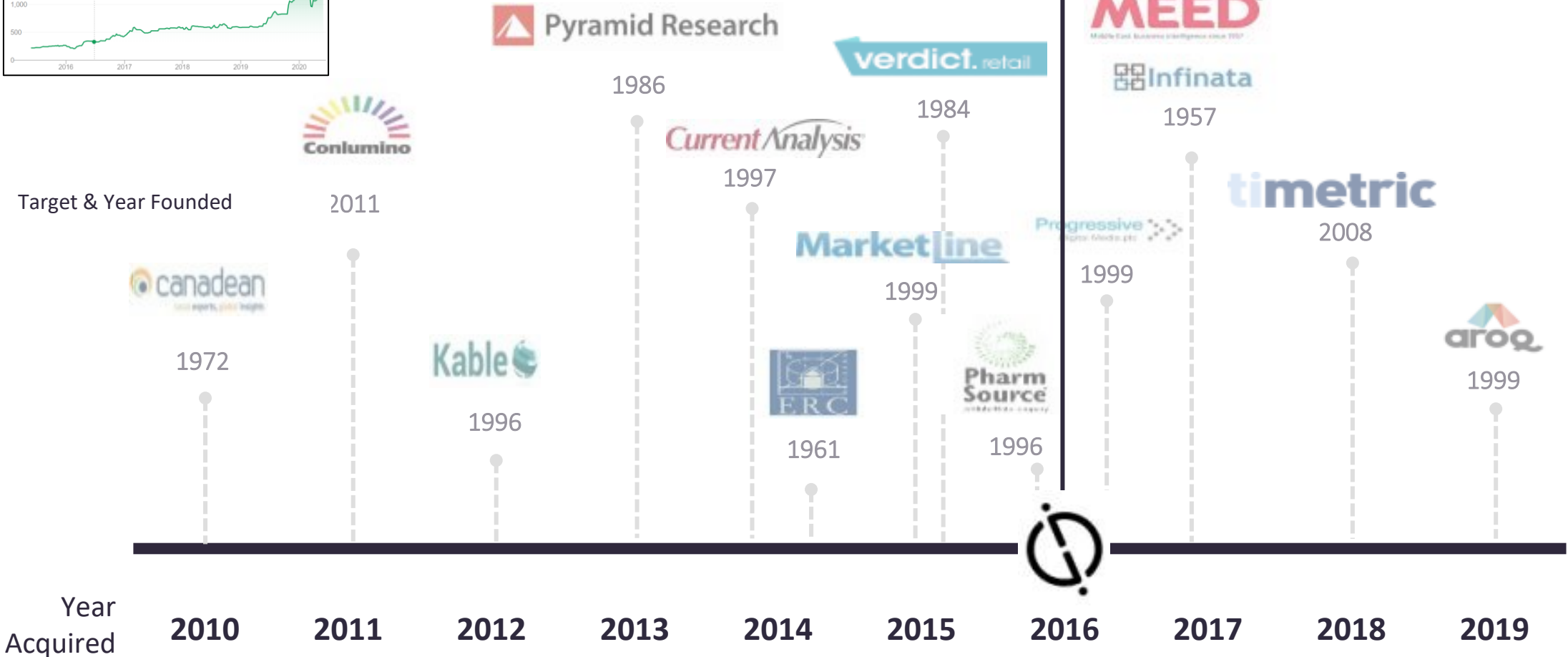
Harness the Power of Comparable Data & Insights



GlobalData has grown via acquisition of several other well-established data and analytics providers including the consolidation of MarketLine and we rebranded under GlobalData in 2016



Fastest growing data analytics company on the London Stock Exchange for the past 5 years



Our clients include the leading Universities and Consortia Globally and we have a 96% Renewal Rate



UNIVERSITY OF
CAMBRIDGE



St Petersburg
University

ETH zürich



UNIVERSITY OF
BELGRADE



HARVARD
UNIVERSITY



BIBLIOTHÈQUES
DES ECOLES
DE MANAGEMENT



**DET KGL.
BIBLIOTEK**

Royal Danish Library

Unique Broad & Deep Intelligence Solutions across 18 Industries



Our unique data and insights span an unrivalled portfolio of the world's largest industries



Aerospace, defence & security

250K Tenders
3.2K Companies
1.4M Patents




Apparel

220K Import Tariffs
1M Trade Data Lines
2.8K Brands Tracked



Automotive

4.3K PLDB
33K OEM & Supplier Factories
117 Component Forecasts



Banking & Payments

223K Payment Statistics
159K Consumers Surveyed
73 Countries



Construction

148K Projects
199K Companies
200K Community Members



Consumer

97K Brand Shares
1M Survey Responses
25K Companies



Foodservice

11K Operator Shares
72K Menu Items
63 Channels



Healthcare

18K Hospital Profiles
500K Physician Profiles
5.7K Healthcare Building Projects



Insurance

9K Regulatory Updates
225K Payments Statistics
90K Insurance Brand Shares



Medical devices

63K Marketed Products
50K Clinical Trials
66K Companies



Mining

32K Mines & Projects
34K Companies
98 Commodity Reports



Oil & Gas

33K Fields
4.5M US L48 Wells
12K Petrochemical Plants



Packaging

106 Innovations Tracked
50 Countries
61K Packaging Type Market Sizes



Pharma

61K Pipeline Drugs
107K Marketed Drugs
312K Clinical Trials



Power

144K Power Plants
37K Upcoming Plants
119K Tenders & Contracts



Retail

374K Retailer KPI's
260K Consumers Surveyed
50 Countries



Technology

550K Enterprise Buying Predictions
300K Install Base Enterprises
50K IT Software & Services Contracts



Travel & tourism

32K Construction Projects
362 Indicators In Dashboards
5.7K Companies

Marketline

- Real-time news, company, industry, country, city, financial analytics
- Fully-integrated workflow tools with Push/Pull capabilities

Disruptor

Decodes emerging tech-enabled opportunities with must-have information on promising start-ups, technology led innovations, latest sector trends, consumer insights, and venture capital portfolio investments

Introducing GlobalData Explorer



Unique and comparable insights into the world's largest sectors



Cross-sector Industry Data & Analysis

Users can explore, track and compare industries, economies and companies all on one platform.



1,200 Expert Analysts and Researchers

Tap into the collective knowledge of extensive cross-sector experience and industry insight



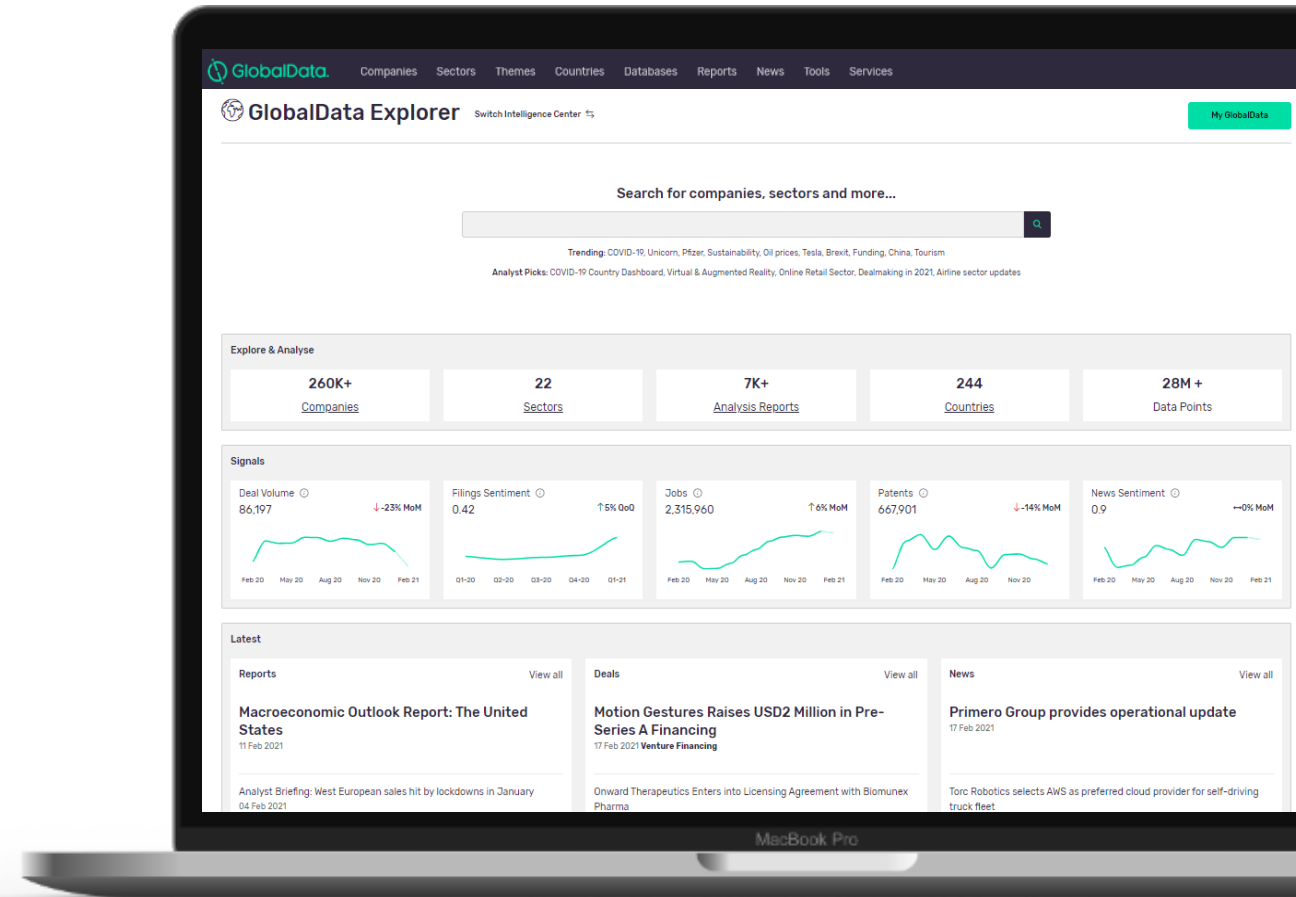
One Platform. One Taxonomy

Access real-time information structured into a single taxonomy and navigate comparable data effortlessly



28 Million Data Points

All accessible via powerful and intuitive search functionality



GlobalData Explorer Features



Giving your students and faculty access to everything they need to succeed



GlobalData Explorer



Company Filings



Deeper Market Data



Advertising Database



Patents



COVID-19
Country dashboard



Sector Reports



Job Analysis



Surveys



Themes



Product Launch
Analytics



Deals &
Partnerships



Macroeconomic
& City Indicators



Country
& City Profiles



Market Values
& Volumes



News



Industry Profiles



Case Studies



Company Intelligence



Forecasts



Tenders

Explore. Track. Compare.



22

Sectors Covered

120+

Sub-sectors Covered

15K+

Reports

600K+

Companies

55M+

Statistics

Confidently explore, track and compare industries, economies and companies all on one platform, giving you consistent and comparable insights for your research objectives.

Explore

Quickly find the key information that lets you take decisive action and tap into the collective knowledge of over 1,200 expert analysts and researchers with extensive industry experience.

Explore cross sector industry intelligence, and access unique datasets, to spot global trends and gain a complete picture of an opportunity.

Track

Keep up to date with the latest data, analysis, reports and news for the economies, sectors, companies and key trends that you're interested in, including intelligence on COVID-19.

Track emerging industry innovations, monitor competitor activity and uncover unique and timely signals that ensures you stay ahead of the curve.

Compare

Access consistent and comparable real-time data, all structured into a single taxonomy, enabling you to compare sectors and market drivers to identify opportunities.

Use cross sector insights to get early predictive intelligence into emerging opportunities and identify tomorrow's winners and future threats today.

Quantitative and Qualitative

Millions of data points structured into a single taxonomy, combined with comprehensive expert analysis, empowers you to answer the most challenging strategic questions.

Separating Fact from Fiction

To make those important strategic decisions, companies need to access trusted, timely, and actionable data and insights, that separates the subjective from the objective.

Cross-Curricular Academic Solutions



Cross-sector intelligence that can benefit students and faculty from across a range of academic disciplines



An all-in-one business resource

Meet the needs of students and educators from multiple disciplines and departments



Save time

Waste less time researching with a fully intuitive and easy to use platform



Develop knowledge

Encourage greater exploratory learning by providing a best-in-class business information resource



Speed up lesson planning

Incorporate real life examples and keep learning material at the forefront of market developments



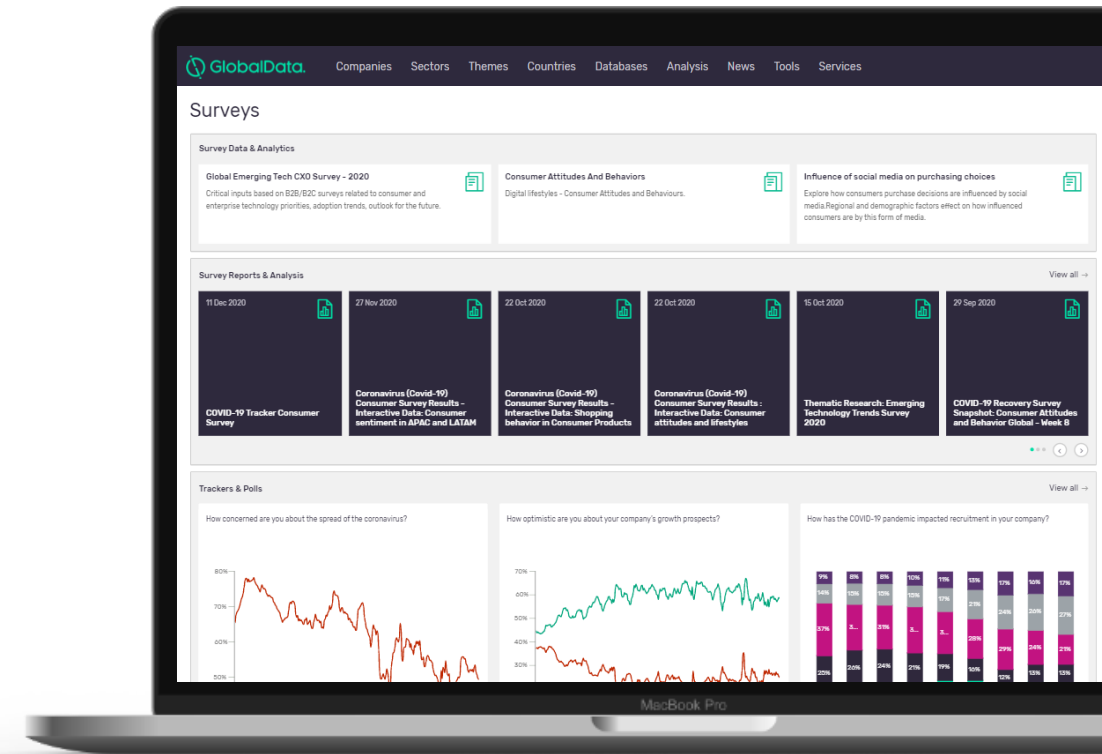
Access credible data

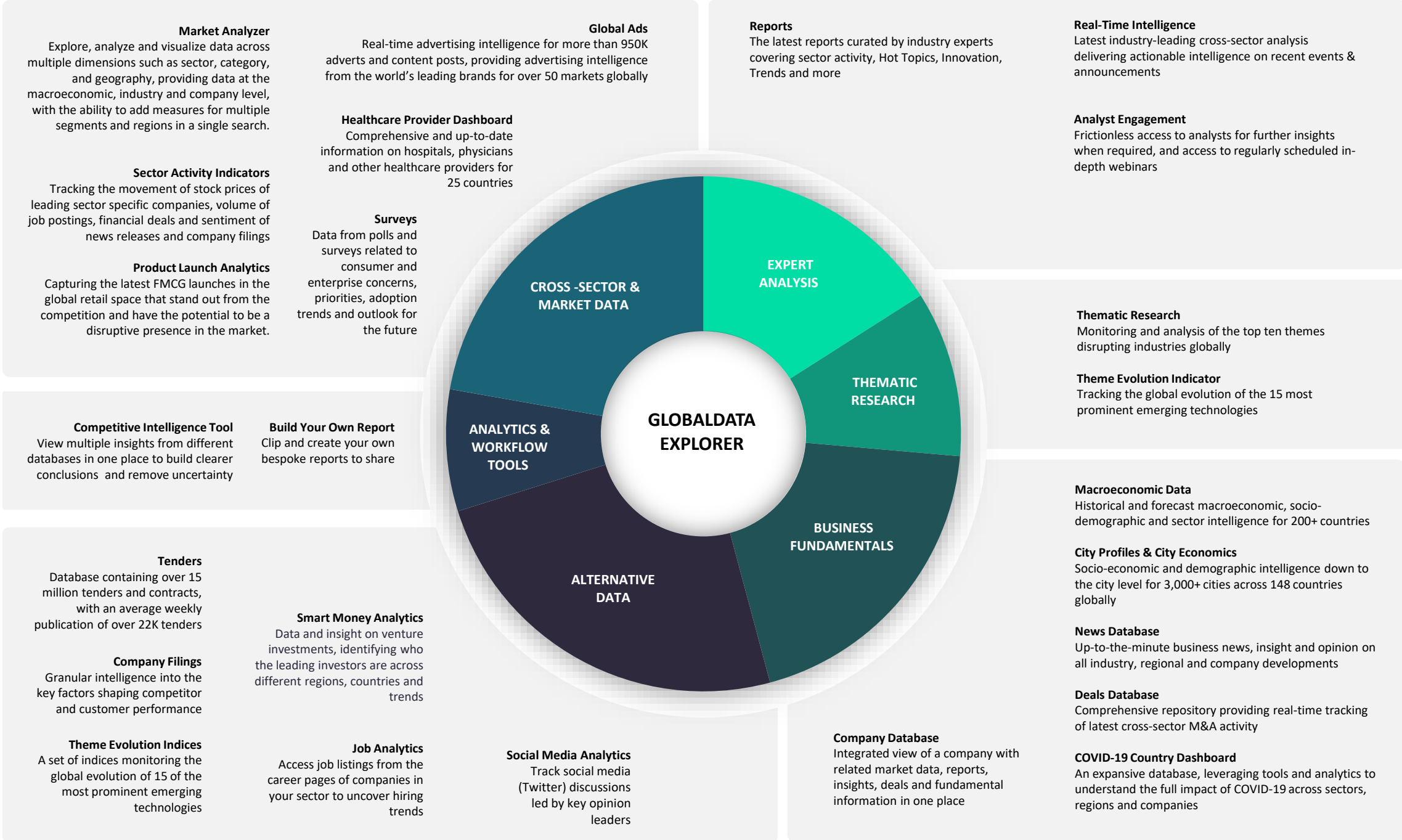
And research & analysis for research projects, faculty white papers and student coursework



Position your institution

Differentiate the curricula with thought leadership content and position as a market leader





The Value in Our Academic Solution

Streamline the research process and enable students and faculty to work smarter and faster



GlobalData COVID-19 | Country Dashboard

All Themes Macro Themes COVID-19

Note: click on a country to view more details

Country	Total Confirmed Cases	Total Deaths	Case Fatality Rate (%)	Change of Cases in Last 15 Days (%)	GDP US\$bn (Nominal) 2019	GDP Growth 2020 (%)	GDP Growth (Percentage Points Revision Over 2020 Base)	Inflation Rate 2020 (%)	Stock Market Index (% Change, YTD)	Stimulus Packages (% of GDP)	Stimulus Packages (US\$bn)	Travel Ban	Lockdown
World	75,019,857	1,663,523	2.22	14.09	86,598.80	-3.91	-8.51	2.50					
United States	17,212,496	310,762	1.81	20.06	21,427.69	-4.46	-6.43	1.50	13.54	23.26	4,904.30	Partial	Part
India	5,979,447	144,789	1.45	4.25	2,921.51	-7.44	-13.67	4.68	10.93	11.27	329.95	Partial	Part
Brazil	1,110,434	194,827	2.60	9.41	1,854.56	-5.68	-7.50	3.02	-0.45	12.73	236.00	None	Part
Russia	2,784,843	49,170	1.78	16.07	1,671.95	-4.71	-6.30	3.44	6.98	4.26	71.26	Partial	Part
France	2,483,524	59,733	2.41	6.97	2,711.51	-9.42	-10.69	0.64	-7.99	25.51	691.63	Partial	Part
Turkey	1,955,680	17,364	0.89	165.31	750.26	-3.41	-4.33	11.95	18.16	9.80	73.56	Partial	Part
United Kingdom	1,954,268	66,160	3.38	15.31	2,800.41	-11.31	-12.58	1.08	-13.20	24.63	609.84	Partial	Part
Italy	1,906,377	67,220	3.53	12.87	2,003.10	-9.35	-9.80	0.01	-7.65	51.22	1,026.03	Partial	Part
Spain	1,785,421	48,777	2.73	5.98	1,395.41	-11.82	-13.46	-0.10	-15.95	22.15	309.95	Partial	Part
Argentina	1,524,372	41,534	2.72	4.79	449.66	-11.68	-10.16	42.50	28.84	6.04	27.07	Partial	Part
Colombia	1,468,795	39,787	2.71	8.55	328.02	-7.46	-10.79	2.86	-17.68	3.82	12.53	None	Part
Germany	1,454,009	25,027	1.72	25.41	3,849.81	-5.09	-6.76	0.61	-0.71	16.36	1,399.61	Partial	Part
Mexico	1,289,298	166,081	9.03	12.44	1,259.96	-9.82	-10.97	3.77	-0.05	3.14	39.60	None	Part
Poland	1,171,854	24,345	2.08	12.48	578.74	-4.07	-3.43	3.52	-3.96	13.79	79.82	Partial	Part
Iran	1,158,530	53,096	4.66	11.97	524.42	-11.60	-11.64	28.13	265.78	7.35	38.53	Partial	Part
Peru	989,457	36,838	3.73	2.31	228.73	-12.74	-16.10	2.09	1.25	11.73	26.82	Partial	Part
South Africa	892,813	24,011	2.69	10.80	353.55	-8.35	-9.36	3.56	6.93	9.23	32.64	None	Part
Netherlands	662,943	10,408	1.57	19.91	909.91	-5.66	-7.33	1.27	1.73	13.71	124.76	Partial	Part
Indonesia	643,508	19,390	3.01	14.16	1,116.94	-1.78	-6.53	2.21	-5.73	4.45	49.67	Partial	Part
Belgium	618,204	19,371	3.13	5.70	530.72	-8.55	-9.75	0.82	-8.24	15.40	81.72	Partial	Part



Technology Transfers

Identify emerging commercial opportunities; value your IP and profit from the right licensing partners and deal structures



Global Coverage

Providing intelligence to the world's largest companies, GlobalData's coverage includes all major sectors companies and countries



Enrich Academic Research

Help students enhance their academic research with credible, real-time data and insights



Accessibility

Promote anytime, anywhere learning; available on or off campus via simple IP based authentication



Trusted Partner

Give students access to the same intelligence used by blue chip companies globally



Analytics Tools

Access a suite of tools, designed to help you collate and dissect the information you need faster

Supporting a Range of Roles Across Academia



An invaluable resource for your academic courses, faculty members and students

Students & Academic Researchers

Improve quality of academic outputs

Improve and substantiate coursework and research efforts by identifying real life examples of academic theories and models. Waste less time researching with powerful search capabilities on an intuitive, easy-to-use platform

Lecturers & Professors

Increase research efficiencies

Access credible data, research and analysis to enrich personal research projects and white papers. Facilitate lesson planning and develop teaching materials that use real life industry examples and the latest market data

Academic Librarians

Advance academic achievement

Support a wide range of students and staff from multiple disciplines with an easy to access cross-sector platform that provides market-leading real-time data and intelligence for their research objectives

Deans & Directors

Increase student enrolments

Support a wider range of courses with access to multi-sector intelligence and offer students access to the same world class data used by corporates. Enhance the credibility of teaching staff and the institution by aiding with more research projects and white papers

Technology Transfer Offices

Commercialize Intellectual Property

Assess invention disclosures and understand the sector landscape of the world's major industries, assessing how best to commercialize IP. Identify potential investors and alliances to support ongoing or new ventures and research



GlobalData Explorer Solution

Overview of the platform, it's value and how each section helps



Homepage



→ Value

Explore with ease using a powerful and intuitive search interface that enables you to find the content relevant to you and discover connected data and insights that enrich your research objectives.

→ Description

Designed to make your market research more effective, the homepage is your gateway to exploring and analyzing all that GlobalData Explorer has to offer.

+ Signals

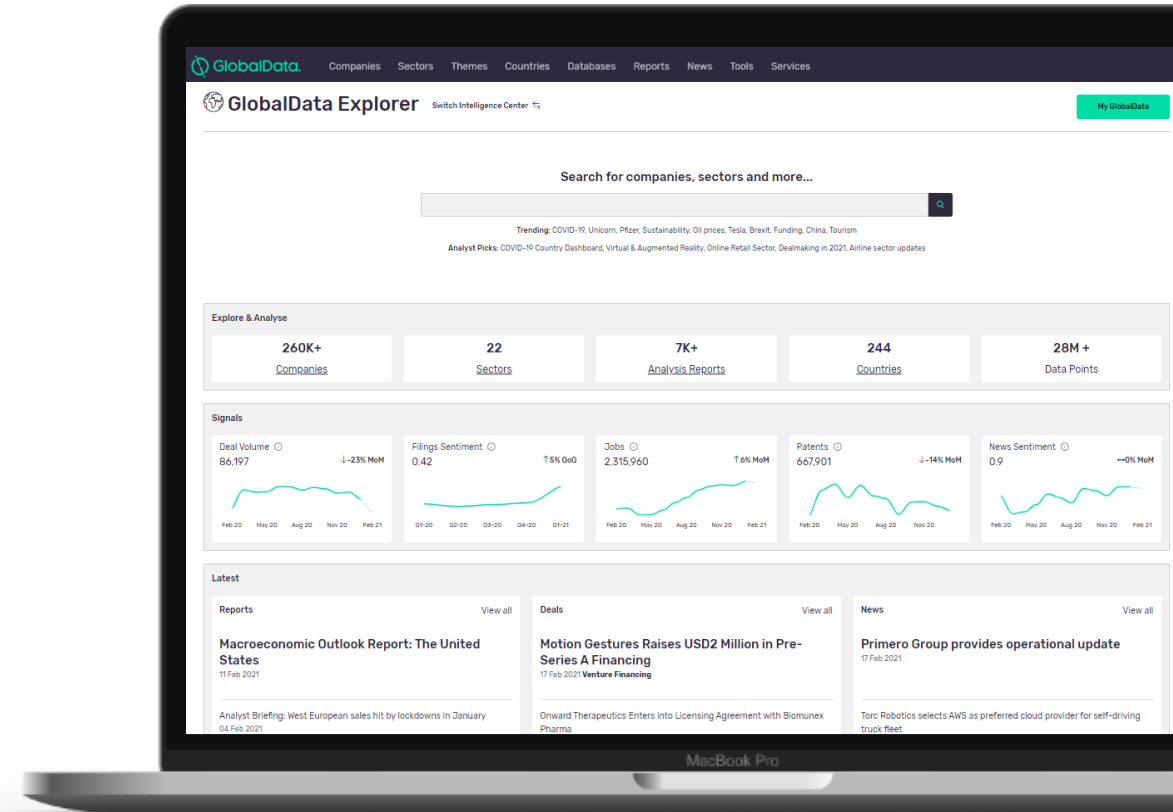
Filter signals from noise and keep an eye on the signal trendlines that warn you of key industry movements

+ Latest Reports & Deals

Review all the latest reports published on GlobalData Explorer and see the latest deals taking place across all industries covered

+ Trending Topics

Explore the latest trending topics and assess analyst picks all from the homepage



→ Value

A 360 degree view of over 300,000 companies driven by qualitative and quantitative insights enables you to benchmark performance, monitor company activity, and identify M&A opportunities.

→ Description

Gain transparency and access a fully integrated view of a company with all related market data, reports, insights, deals and fundamental information in one place. Identify trends or conduct analysis and benchmarking to discover who are the industry leaders, laggards, and disruptors.

+ Screen Companies

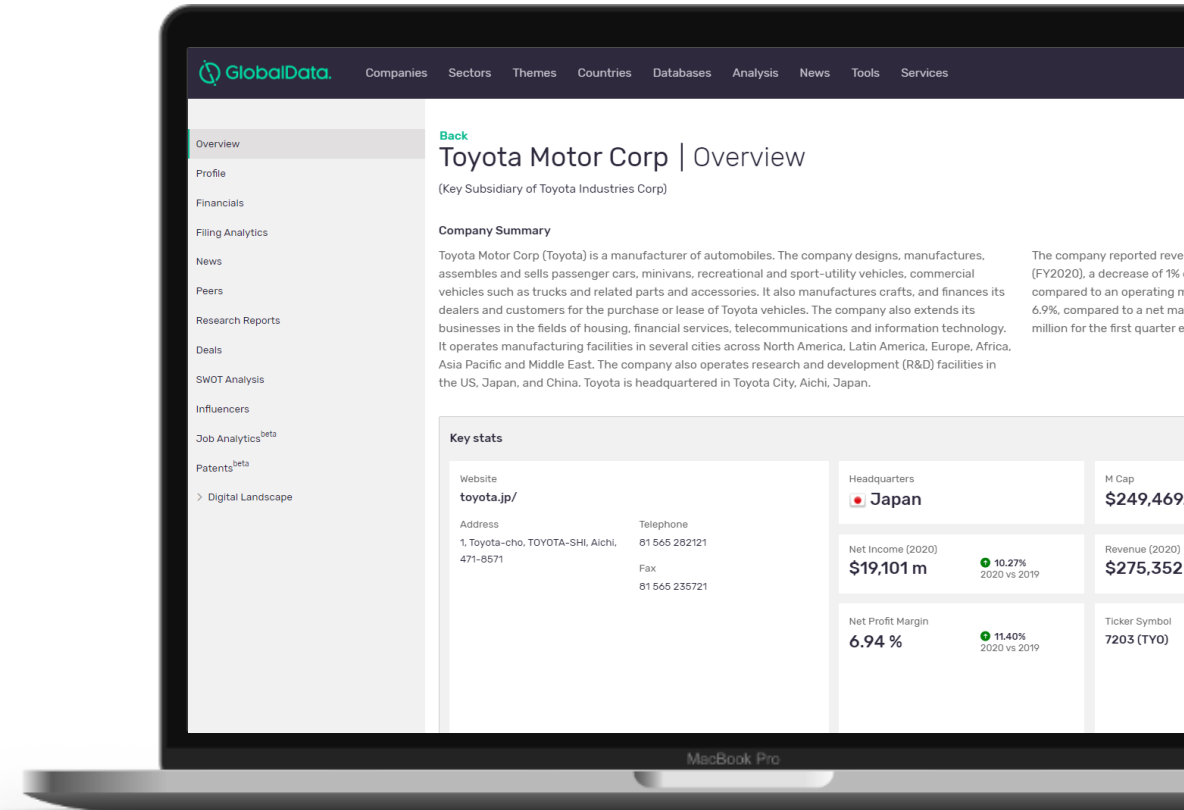
Use your customized selection criteria to build and refine a bespoke universe of relevant Companies

+ Access Curated Lists

Identify the key players across Sectors & Geographies, in addition to the top Advisors & Investors, and the Leaders & Disruptors of emerging tech

+ Know Your Competition

Minimize time spent tracking the competition with a 'one stop shop' of multiple types of competitor intelligence

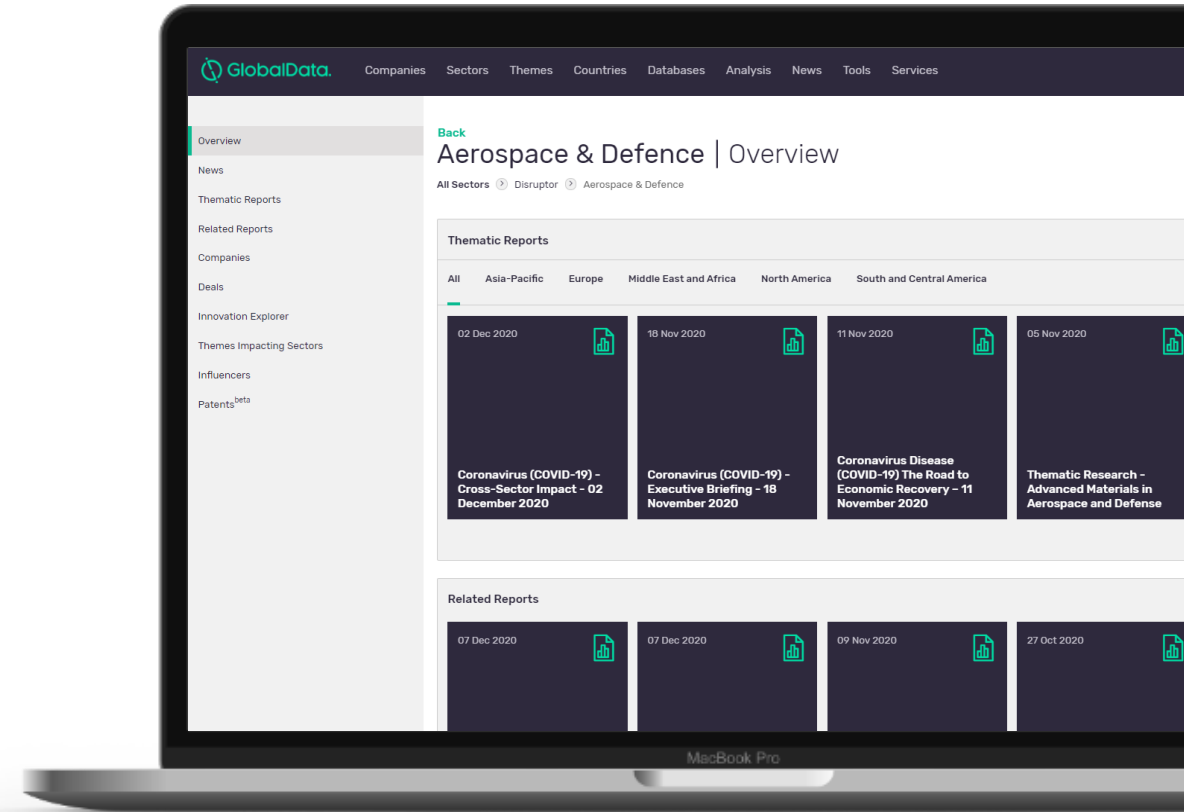


→ Value

Access all of GlobalData Explorer's data and insights organized into sector-specific dashboards. Monitor sector trends and track market behaviour, sector value and the key innovations shaping the future of each sector covered.

→ Description

Gain a comprehensive view of sector related data and analysis including size, forecasts, recent developments, deals, key companies and reports. Access data and expert analysis, enabling you to spot opportunities and risks early by staying on the pulse of changing sector dynamics.



+ Monitor Trends

Keep up to date on essential news and M&A activity and analyse the key themes impacting sectors

+ Related Reports

View industry specific reports such as Trends Reports, Trackers, Company Analyses, Deals Activity Reports and analyst opinions

+ Leading Companies

Identify the key players within each sector and sub sector with Key Lists of top companies

Themes



→ Value

Protect your business against disruptive threats and determine which themes to invest in and which to avoid. Assess what your competitors are doing in each theme available on GlobalData Explorer and predict the future of your industry.

→ Description

Through the early identification and tracking of major global disruptive themes, you are able to explore and assess their impact on your business and industry. Expert analysts track themes across all major companies and industries, with GlobalData Explorer providing you with access to the top ten most popular themes.

+ List of Themes

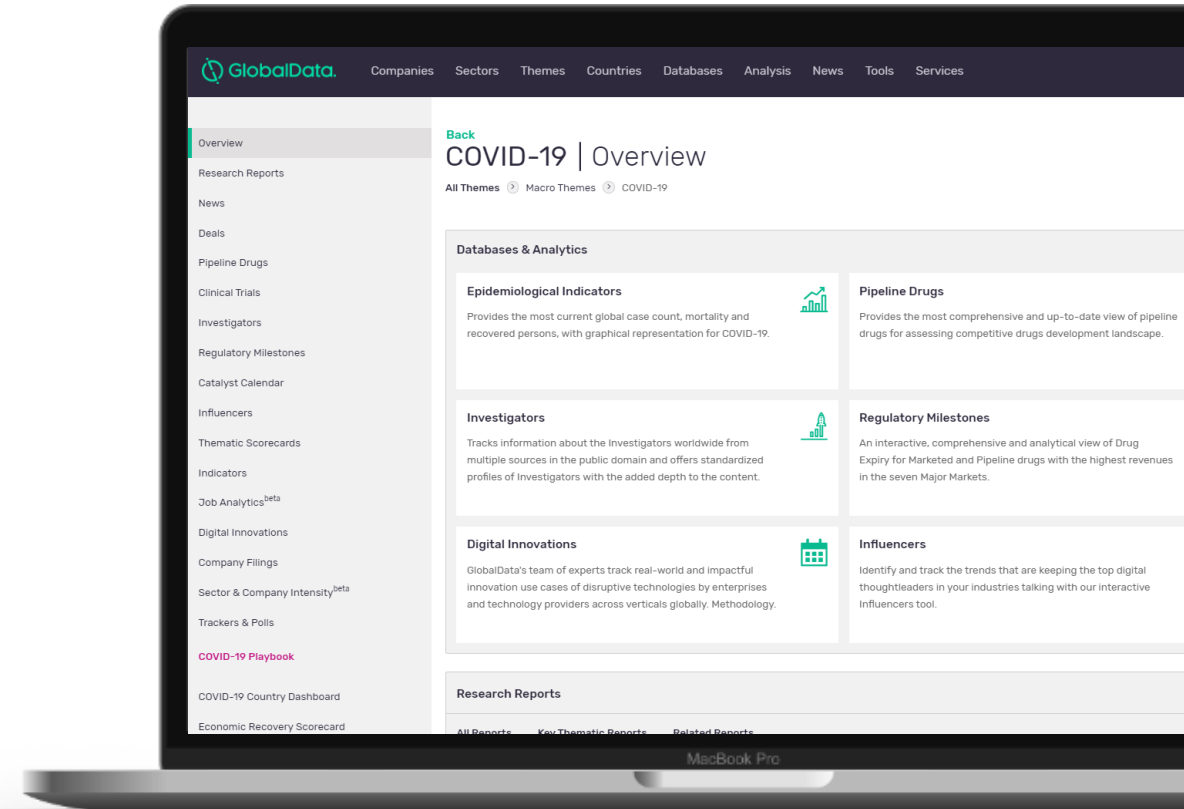
Deep dive into 10 individual theme pages which are all backed by rich datasets

+ Thematic Reports

Insight into the key themes changing industries and the companies driving disruptive innovation

+ COVID-19

Get a deeper understanding of the global pandemic, how it's progressing, and what this means for your business



Countries

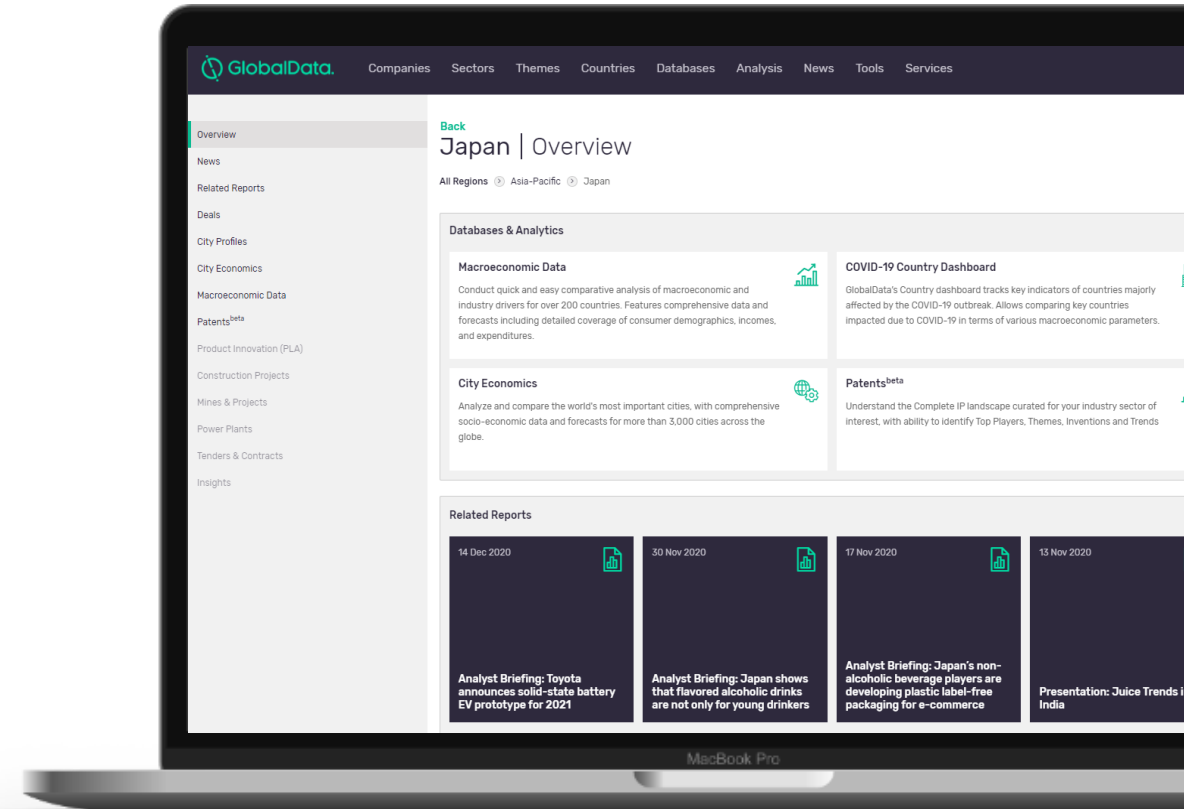


→ Value

Insights into specific regional activity enables you to learn from the rapidly evolving region-specific disruption trends, while country coverage allows you to learn from unique practices and adoption trends from other regions.

→ Description

Access data and insights on over 300 countries with resources integrated from across GlobalData Explorer into country specific lenses. Keep abreast of emerging trends across a range of topics impacting different geographies through geography-specific news, deals, analysis of market players, and market and product databases.



+ Discover Countries

Select individual countries, grouped by geographies, to enable easy navigation and comparison

+ Related Reports

Access analyst reports assessing insight and trends connected with each country

+ Macroeconomic Reports

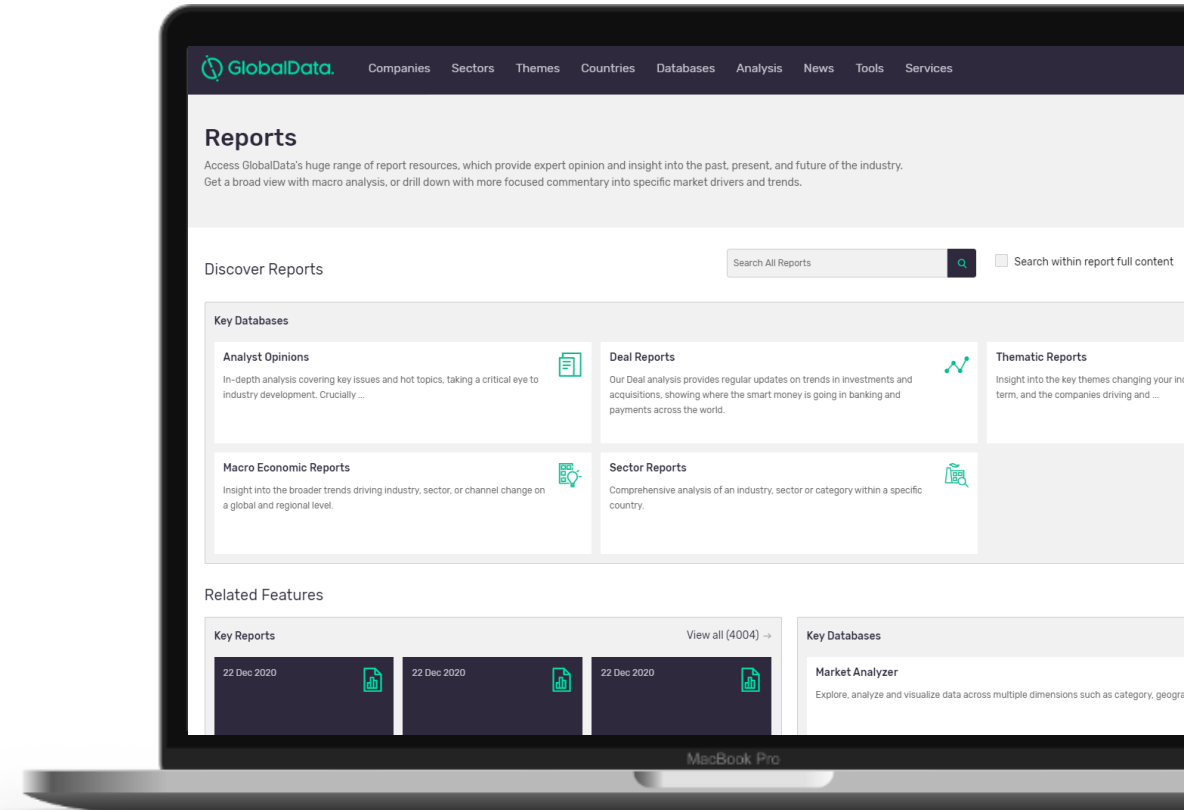
Access macroeconomic reports to gain analyst insight and city profiles to get a richer picture

→ Value

Understand the trends and insights that are driving change and innovation across industry sectors, and identify the disruptive themes, players, and technologies impacting industries in the medium and long term.

→ Description

Access a huge range of report resources, providing expert opinion and insight into the past, present, and future of 22 industries including 120+ sub-sectors. Get a broad view with macro analysis, or focus on sector specific market drivers and trends.



+ Analyst Opinions

Analysis covering key issues and hot topics, taking a critical eye to industry developments

+ Deal Reports

Updates on trends in investments and acquisitions, showing where the smart money is going in banking and payments across the world

+ Sector Reports

Analysis of an industry, sector or category within a specific country

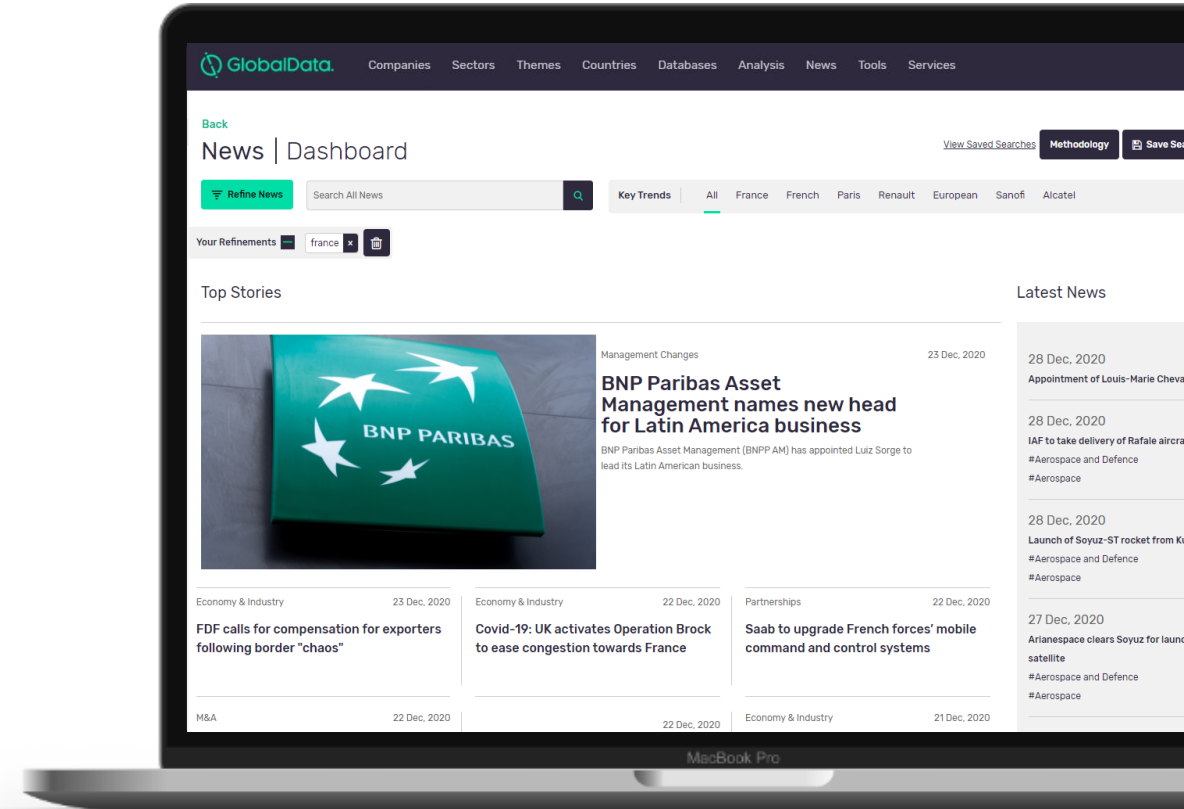


→ Value

Track the executive movements and strategic actions of peers, partners and competitors with up-to-the-minute business news, insight and opinion on developments. React to breaking news before your competitors to establish and maintain a competitive edge.

→ Description

GlobalData Explorer's News Dashboard combines Artificial Intelligence and human insight to provide the most accurate and relevant industry intelligence in real-time. Minimize time spent searching for information by having instant access to a wide range of relevant news sources.



+ Refine News

Filter news by Industry, Sentiment, Geographies, Companies and Time Period

+ News Analytics

Search for specific news content and drilldown into the results with the Results Analytics tool

+ Key Trends

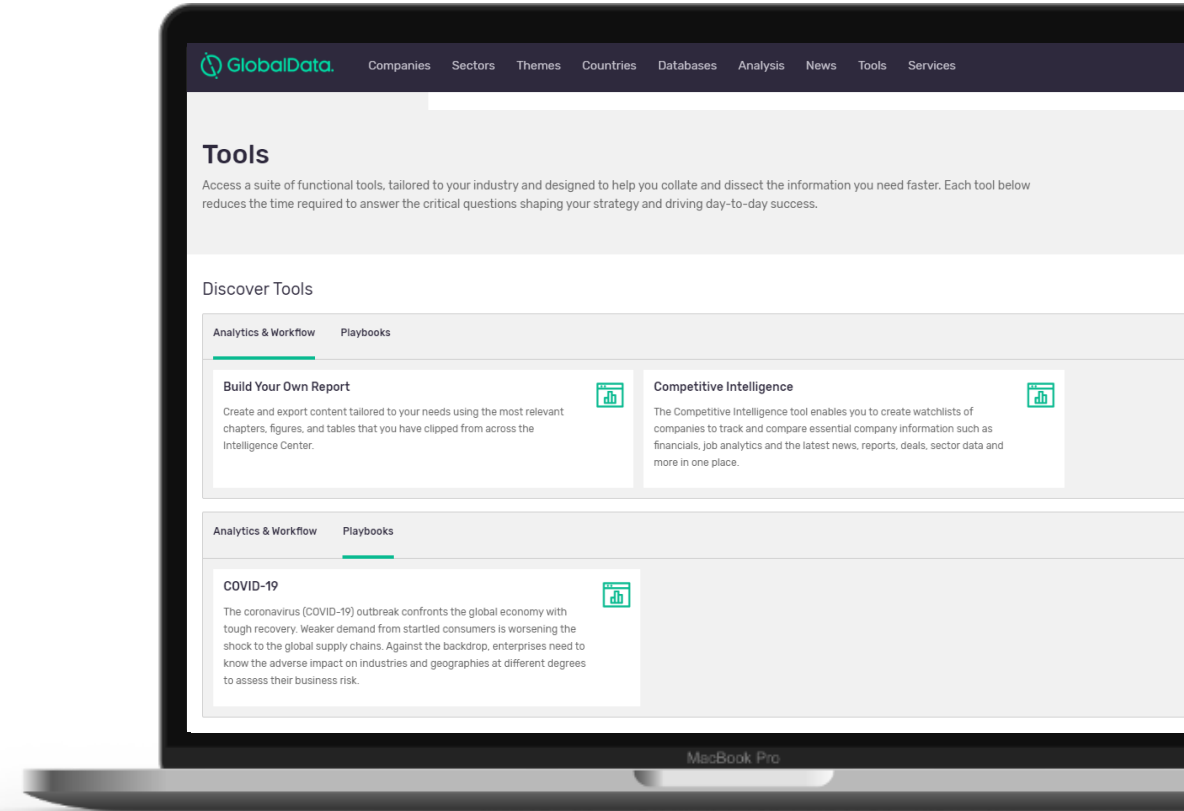
Discover the key trends that are being discussed most in the news

→ Value

Access a suite of functional tools, tailored to your requirements and designed to help you collate and dissect the information you need faster.

→ Description

Each tool reduces the time required to answer the critical questions shaping your strategy and driving day-to-day success.



+ Build Your Own Report

Clip and create your own bespoke reports to share with colleagues using the most relevant chapters, figures, and tables that you have clipped from across GlobalData Explorer

+ Competitive Intelligence

Create watchlists of companies to track and compare essential company information to understand competitor motivations and behaviors

+ COVID-19 Playbook

Shore up your company's response to COVID-19 and be guided through a four step process to assess business risk



GlobalData Explorer Databases

Discover the databases available



Market Analyzers



→ Value

Analyze indicators for various markets across the globe along with their underlying macroeconomic fundamentals. Access in-depth market facts, ranging from the global to the micro level, helping you to identify winning market opportunities.

→ Description

Explore, analyze and visualize data across multiple dimensions such as sector, category, and geography. A single platform that provides data at the macroeconomic, industry and company level, with the ability to add measures for multiple segments and regions in a single search.

+ Spot Opportunity

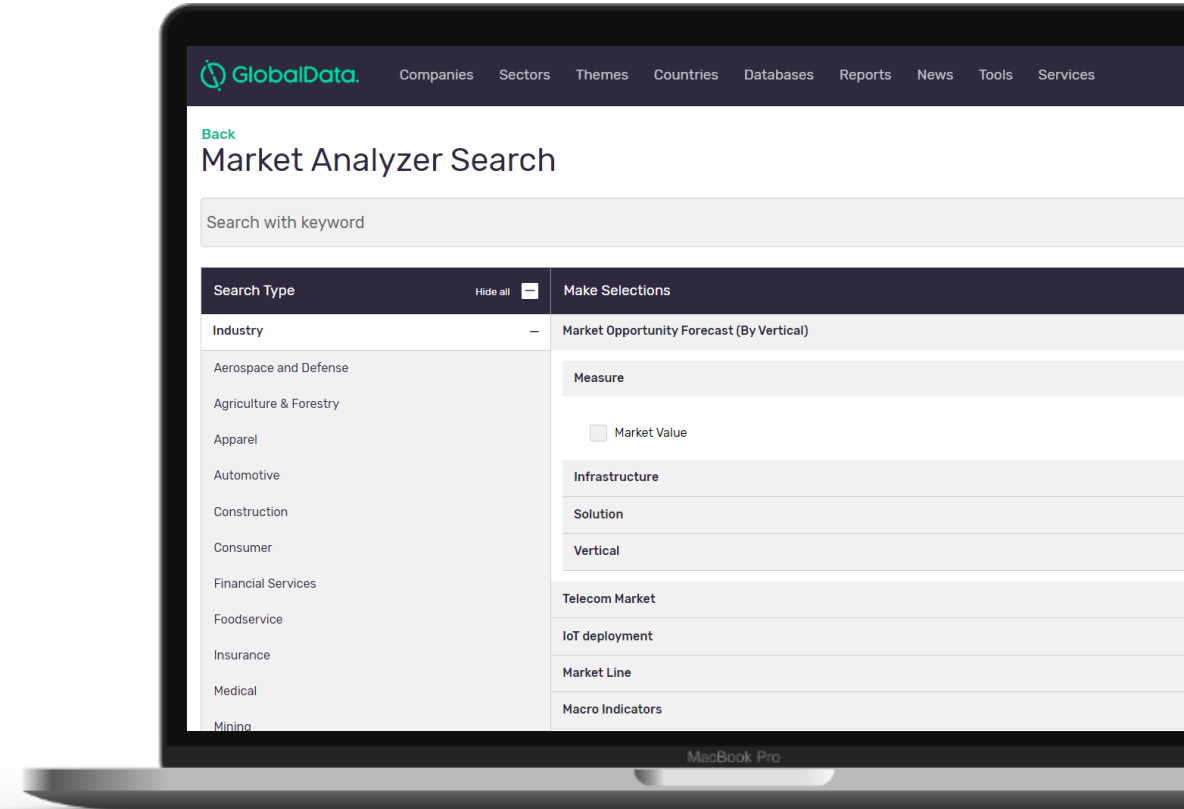
Identify which sectors are the fastest growing in a particular country

+ Confirm with Underlying

Confirm your industry trends with underlying fundamentals in the respective economies with >700 macroeconomic measures for >200 countries

+ Track From All Relevant Views

Analyze markets across relevant dimensions for each sector, including channels, technologies, specialties, service types, product categories and much more



Company Filings Analytics



→ Value

Eliminate time from the competitor and customer tracking process, and access intelligence that keeps you ahead of the industry curve. Keep up to date with company announcements with instant access to all of the related company filings in one place.

→ Description

Leverage Artificial Intelligence (AI) to access timely, gold standard and granular intelligence into the key factors shaping competitor and customer performance.

+ Company Filings

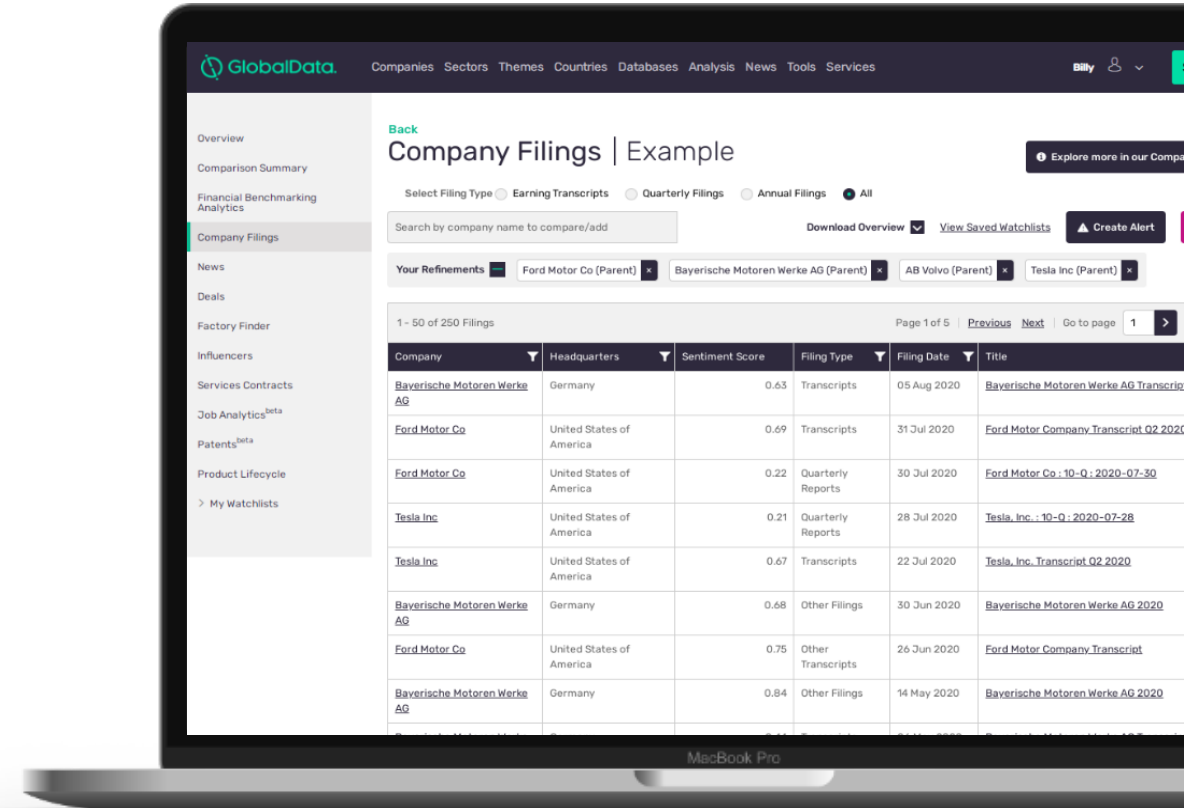
Never search for filings again with all filings stored in one place, saving you and your team time

+ Sentiment Scores

Gauge if management and analyst scores match up, with sentiment drivers for all transcripts and documents

+ Easily Filter Results

Filter by most mentioned products, brands, geographies, companies and themes to indicate key focus areas and priorities



Social Media Analytics



→ Value

Identify and track the key disruptive trends that are keeping the top digital thought leaders talking.

→ Description

50+ influencer dashboards help you track social media (Twitter) discussions led by key opinion leaders on the disruptive technologies and macro forces that shape the world. Access 10M classified and tagged tweets each month that have been processed by advanced AI techniques.

+ VC Influencers

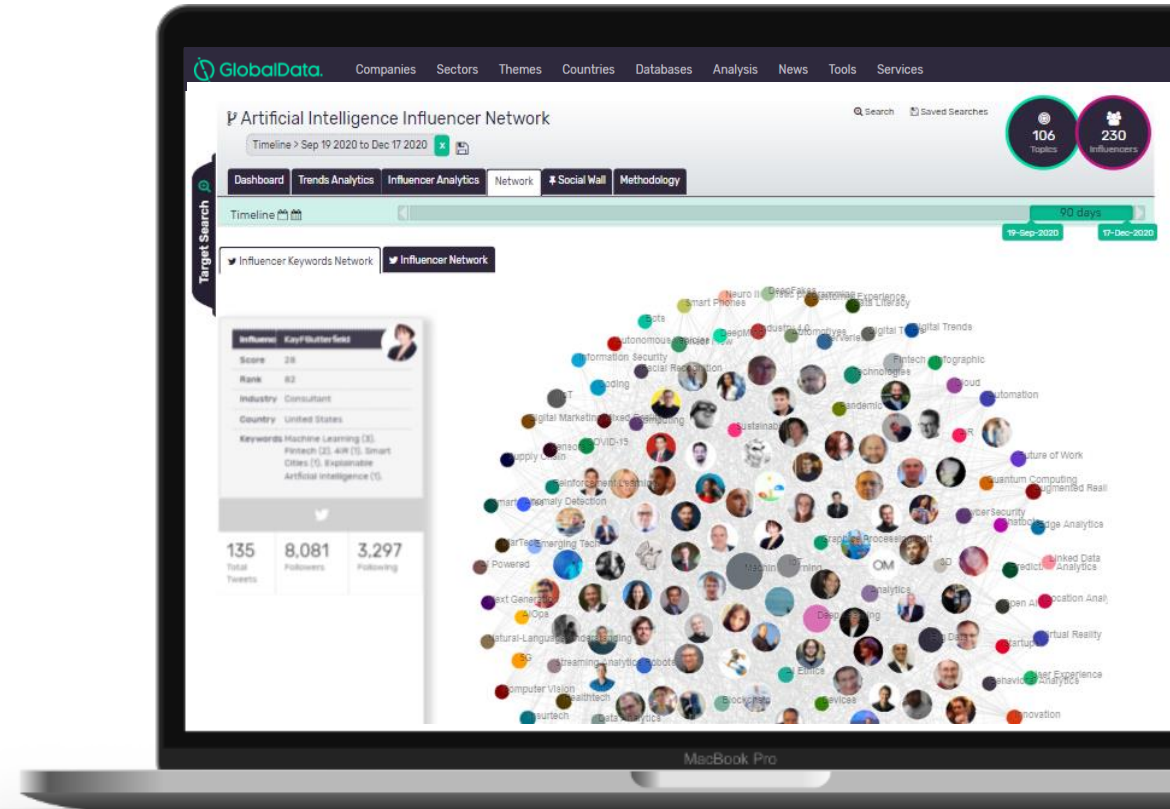
Identify and track the trends that are keeping the top digital venture capital thought leaders talking

+ CEOs Influencers

Identify and track discussions led by the CEOs of the top global companies

+ DisruptiveTech

Gain insight into the major disrupting players in the Tech space; an early warning system driven by business-to-business thought leaders



Patents



→ Value

Search, analyze and track patent activity across themes, companies and geographies of your immediate interest. Identify key IP Investments and uncover competitors' innovation strategies so you can react with your own strategy.

→ Description

Global patent database covering Patent bibliographic information from 100+ countries, including Full Specifications and Legal Event notifications from US and EP.

+ Identify and Monitor

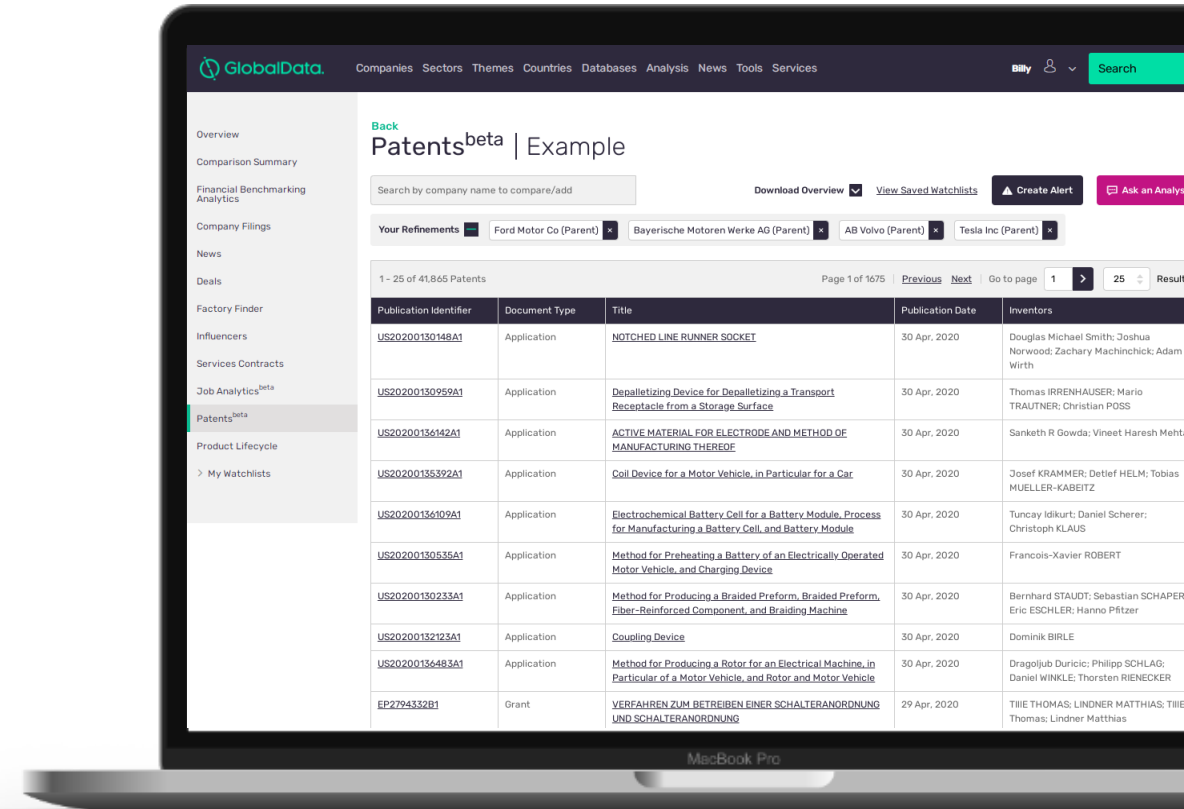
Key Innovation trends, the most innovative companies, potential partners and IP portfolios for acquisition

+ Uncover Innovation Strategies

Identify key IP Investments from the chosen companies

+ One View

All Patents in one place so you never miss new entries



Job Analytics



→ Value

Uncover hiring activity to predict the strategic movements of the selected companies.

→ Description

Access job listings from the career pages of 15K+ companies with over 2M active jobs, each tagged to Themes, Geographies, Sectors and more. Understand what roles/functions a company is hiring for, and discover what this means in terms of the risks they are preparing for and their strategic focus.

+ Active Job Openings

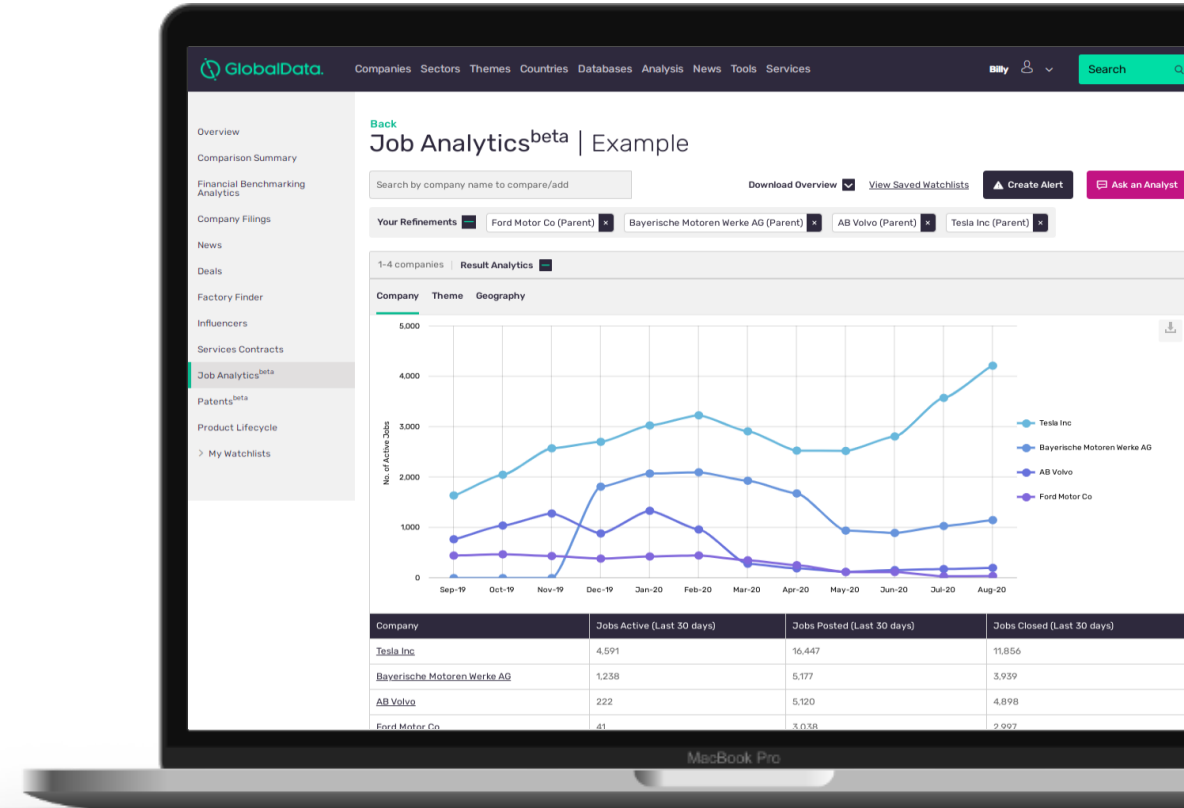
Determine the strength of company's of interest: are they actively hiring?

+ Themes

Predict their strategy by seeing which themes they are investing in

+ Geography

Spot early if they are expanding to different markets or opening up new production plants



Deals



→ Value

Never miss out on a deal with access to sector-specific insights, enabling you to uncover the latest competitor deal activity, deal value and volume trends, analytics, league tables and detailed profiles of investors and advisors.

→ Description

Track market activity with a database of global mergers and acquisitions, private equity deals, venture finance deals, private placements, IPOs and partnerships.

+ Monitor Investment Activity

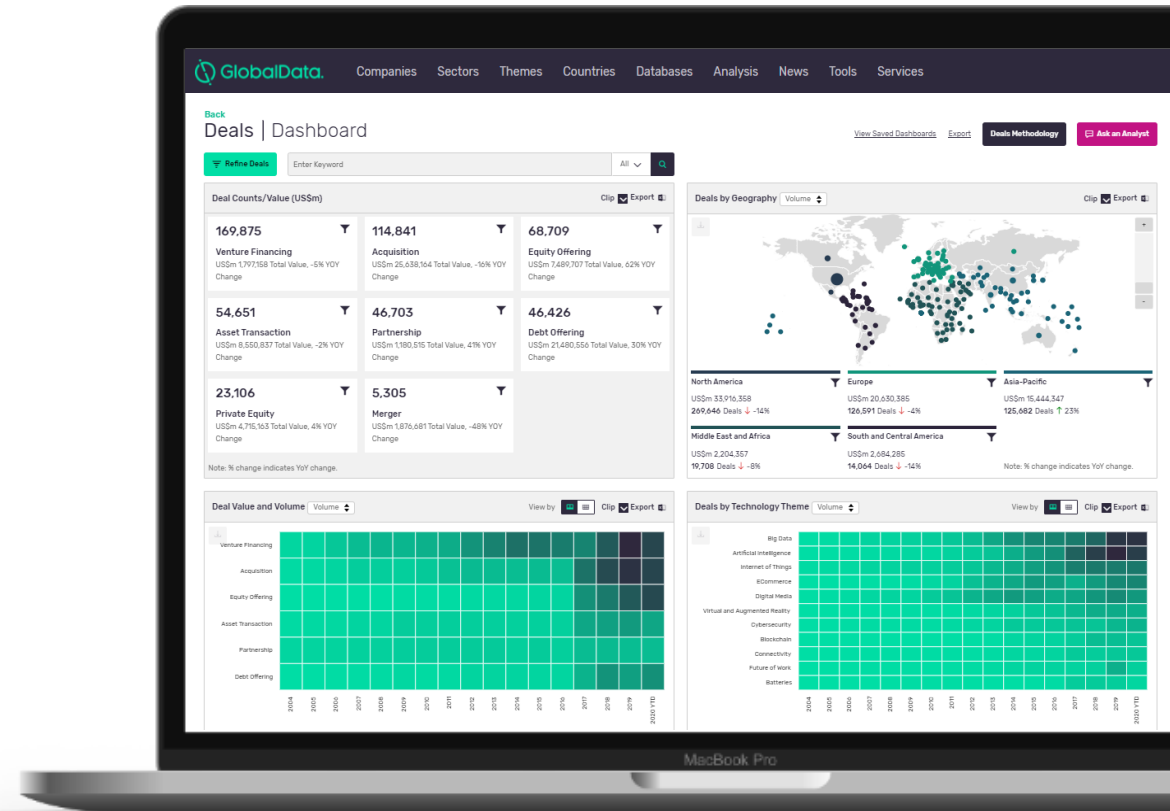
Identify hotspots of investment activity and capitalize on investment opportunities

+ Smart Money Analysis

Determine where money is flowing and understand which companies the smartest investors are buying

+ Themes Showcase

See the number of deals taking place by theme and their total value



COVID-19 Country Dashboard



→ Value

Understand the global progress of the pandemic in more detail with daily news, research, and opinions to help you plan a winning strategy for your business. Assess the ongoing impact on countries that are most relevant to you and understand how specific markets are being shaped by the pandemic.

→ Description

Access an expansive database and leverage tools and analytics to help you understand the full impact of COVID-19 across sectors, regions and companies. A dynamic, real-time tracker, tracking key indicators for 50 countries majorly affected by COVID-19.

Country	Total Confirmed Cases	Total Deaths	Case Fatality Rate (%)	Change of Cases in Last 15 Days	GDP, US\$bn (Nominal) 2019	GDP Growth 2020 (%)	GDP Growth (Percentage Points Revision Over 2020 Base)	Inflation Rate 2020 (%)	Stock Market Index (% Change, YTD)	Stimulus Packages (% of GDP)	Stimulus Packages (US\$bn)	Travel Ban	Lockdown
World	76,019,857	1,665,523	2.22	14,009	84,598.80	-3.91	-6.51	2.50					
United States	17,212,496	310,782	1.81	20,06	21,427.69	-4.46	-6.45	1.50	13.54	23.26	4,984.30	Partial	Partial
India	9,970,447	144,789	1.45	4.26	2,921.51	-7.44	-13.67	4.68	10.93	11.27	329.15	Partial	Partial
Brazil	1,110,434	184,027	2.60	9.61	1,854.66	-5.68	-7.50	3.02	-0.45	12.73	236.00	None	Partial
Russia	2,764,843	49,170	1.78	16.07	1,671.95	-4.71	-6.36	3.44	6.98	4.26	71.26	Partial	Partial
France	2,483,524	99,733	2.41	6.97	2,711.51	-9.42	-10.69	0.64	-7.99	25.51	691.63	Partial	Partial
Turkey	1,955,680	17,364	0.89	155.31	750.26	-3.41	-6.35	11.95	18.16	9.80	73.56	Partial	Partial
United Kingdom	1,954,248	64,160	3.31	15.31	2,800.41	-11.31	-12.58	1.04	-13.20	24.63	689.84	Partial	Partial
Italy	1,906,377	67,220	3.53	12.87	2,003.10	-9.35	-9.80	0.01	-7.65	51.22	1,026.03	Partial	Partial
Spain	1,785,421	48,777	2.73	5.98	1,395.41	-11.82	-13.46	-0.10	-15.95	22.15	309.15	Partial	Partial
Argentina	1,524,372	41,534	2.73	4.79	449.66	-11.68	-10.14	42.50	28.84	6.04	27.17	Partial	Partial
Colombia	1,448,795	39,787	2.71	8.59	328.02	-7.46	-10.79	2.86	-17.68	3.82	12.53	None	Partial
Germany	1,454,009	25,027	1.73	25.61	3,849.81	-5.59	-6.36	0.61	-0.71	16.36	1,399.61	Partial	Partial
Mexico	1,289,298	116,487	9.03	12.64	1,259.96	-9.82	-10.97	3.77	-0.05	3.14	39.60	None	Partial
Poland	1,171,854	24,345	2.08	12.48	578.24	-4.07	-7.43	3.52	-3.96	13.79	79.82	Partial	Partial
Iran	1,158,530	53,095	4.66	11.97	524.42	-11.60	-11.64	28.13	253.70	7.35	38.53	Partial	Partial
Peru	989,457	36,858	3.73	2.31	228.73	-12.74	-16.10	2.09	1.25	11.73	26.82	Partial	Partial
South Africa	892,813	24,011	2.69	10.80	353.53	-8.35	-9.36	3.56	6.93	9.23	32.64	None	Partial
Netherlands	662,943	10,408	1.57	19.91	909.91	-5.66	-7.30	1.27	1.73	13.71	124.75	Partial	Partial
Indonesia	643,508	12,390	3.01	14.16	1,116.94	-1.78	-6.87	2.21	-5.73	4.45	49.69	Partial	Partial
Belgium	618,204	16,371	2.97	5.70	530.72	-8.55	-9.75	0.82	-8.24	15.40	81.72	Partial	Partial

+ Country Comparison

Generate graphs that lets you compare the impact that the pandemic is having on different countries

+ Monitor Developments

Monitor the fast-changing developments around the pandemic and their effects on your business

+ The 'New Normal'

Understand how to position your company for the 'new normal'

→ Value

Conduct comparative analysis of macroeconomic and industry drivers for over 200 countries, with access to circa 1,000 measures including macroeconomic and industry-related macro data.

→ Description

Build and back your market analysis with underlying macroeconomic fundamentals. Understand correlations between markets of interest and multiple macroeconomic indicators with over 60 years of data for key datasets. Find systemic reasons for market trends and let your clients know if they need to stay in, move from, or enter into new regions.

+ Countries

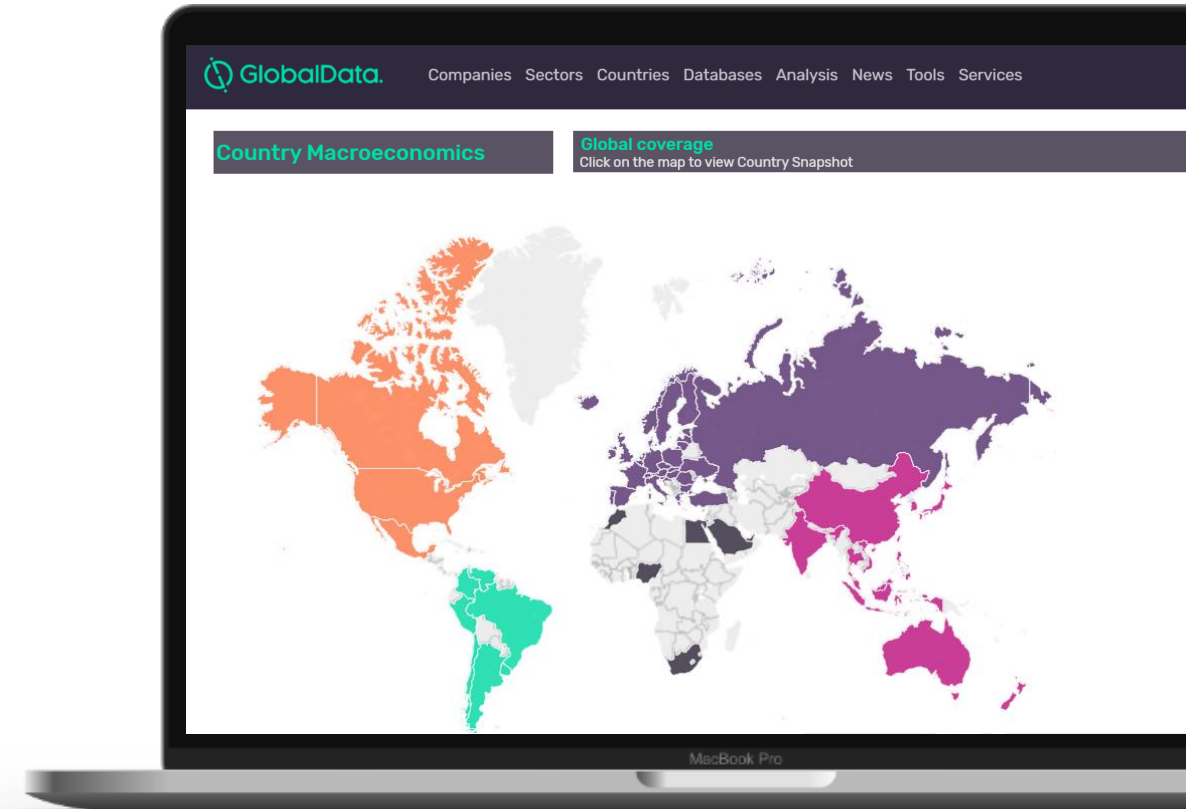
Assess over 700 macroeconomic indicators for over 200 countries

+ Sectors

View over 250 underlying macro indicators for 10 key industries

+ Dimensions

Analyze measures across economy, demographics, labor force & employment, education, environment and households & income



→ Value

Understand the socio-economic and industrial behavior driving urban growth with detailed analysis on almost 200 of the most prominent cities in the world.

→ Description

Over 300 indicators for each city, covering macroeconomic and sociodemographic factors that will impact your business decisions.

+ Business Environment

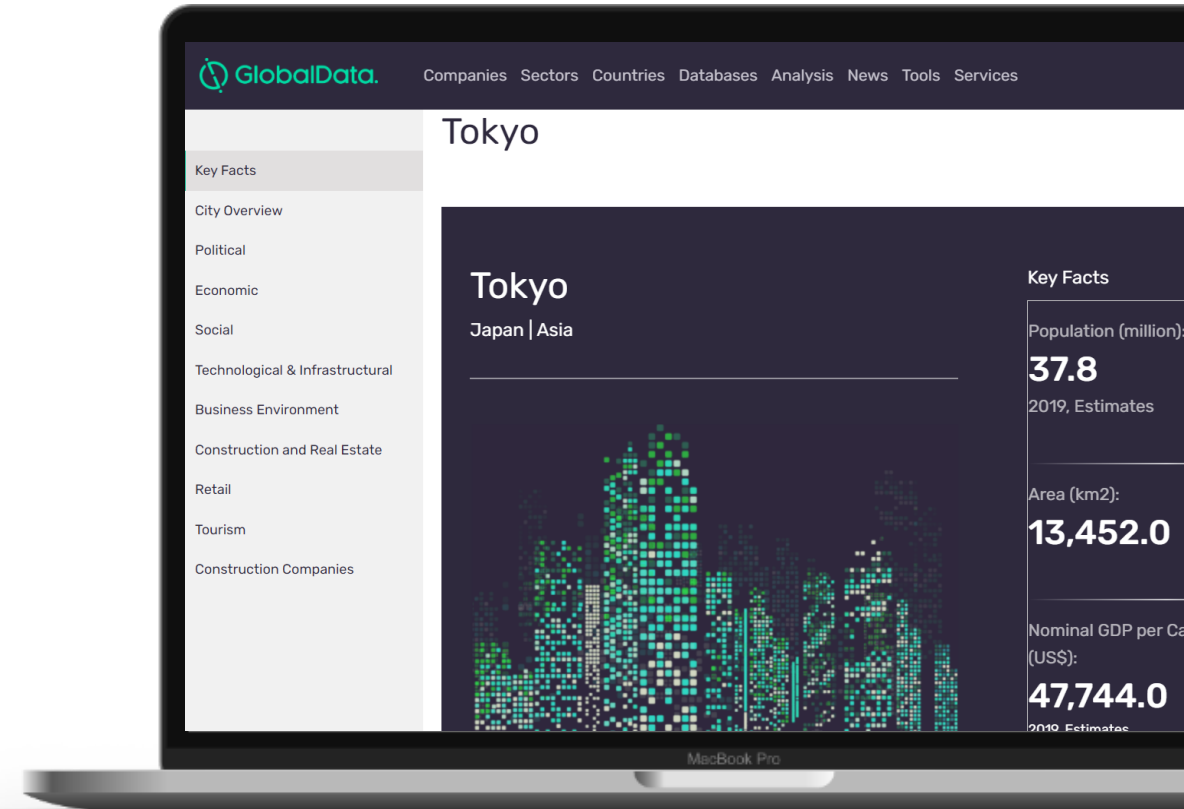
Access expert analysis enables you to gauge the business environment of major cities worldwide

+ Forecasts to 2025

And all data starting from 2000, making geographic statistical analysis more robust

+ Latest Deals

Discover the latest deals connected to the city that you're reviewing



→ Value

Compare the world's most important cities, with comprehensive socio-economic data and forecasts for more than 3,000 cities across the globe.

→ Description

The most complete database of city intelligence in the world with indicators across five categories per city: demographic, economic, employment, Household & income, and expenditure.

+ Global Overview

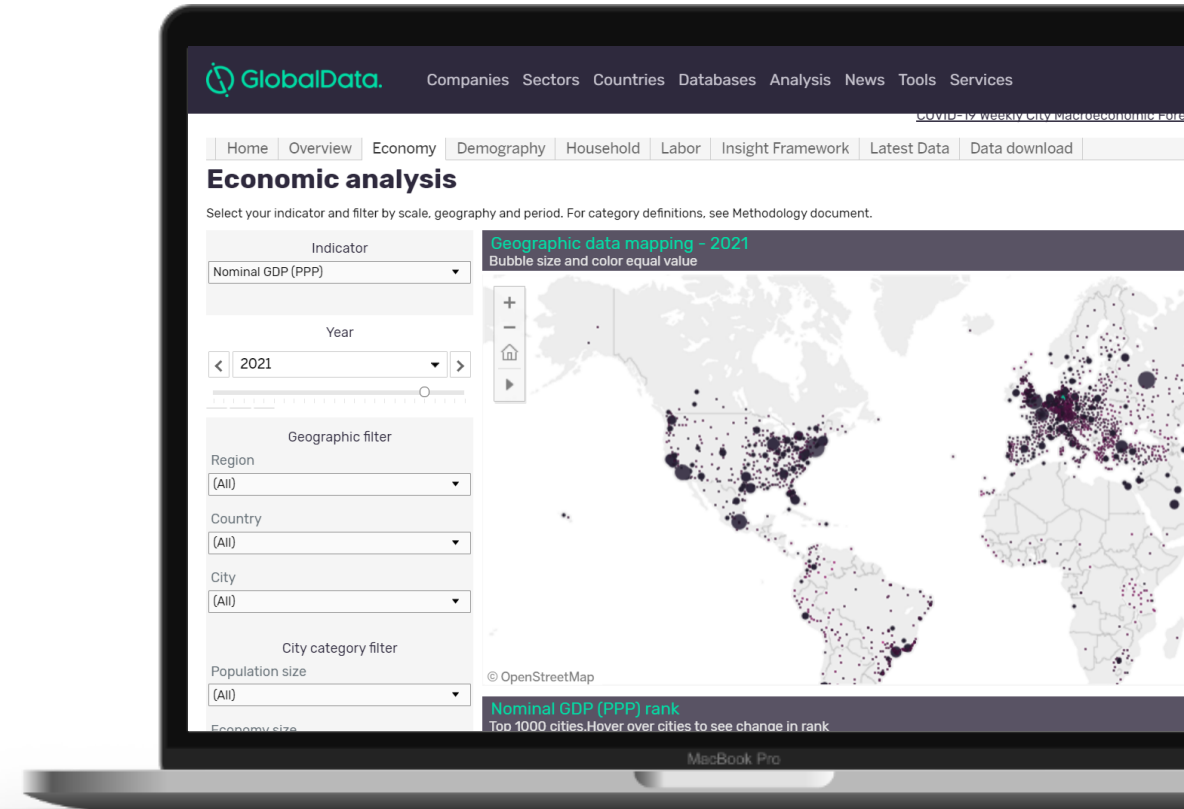
Drill down into city economic data and forecasts through an interactive world map

+ Demographic Analysis

Uncover key demographic trends and make insightful city comparisons

+ Labor Analysis

Assess current and historical employment rates and assess forecasts up to 2025





→ Value

Assess the leading brands' advertising themes and trends in order to respond to competitor messaging and position your client's brand more effectively. Benchmark your advertising campaigns against product category leaders and explore their advertising messages and claims.

→ Description

An easy to use, real-time database providing advertising intelligence for more than 950K adverts and content posts. Access real-time advertising intelligence from the world's leading brands for over 50 markets globally.

+ Multi-channel Advertising

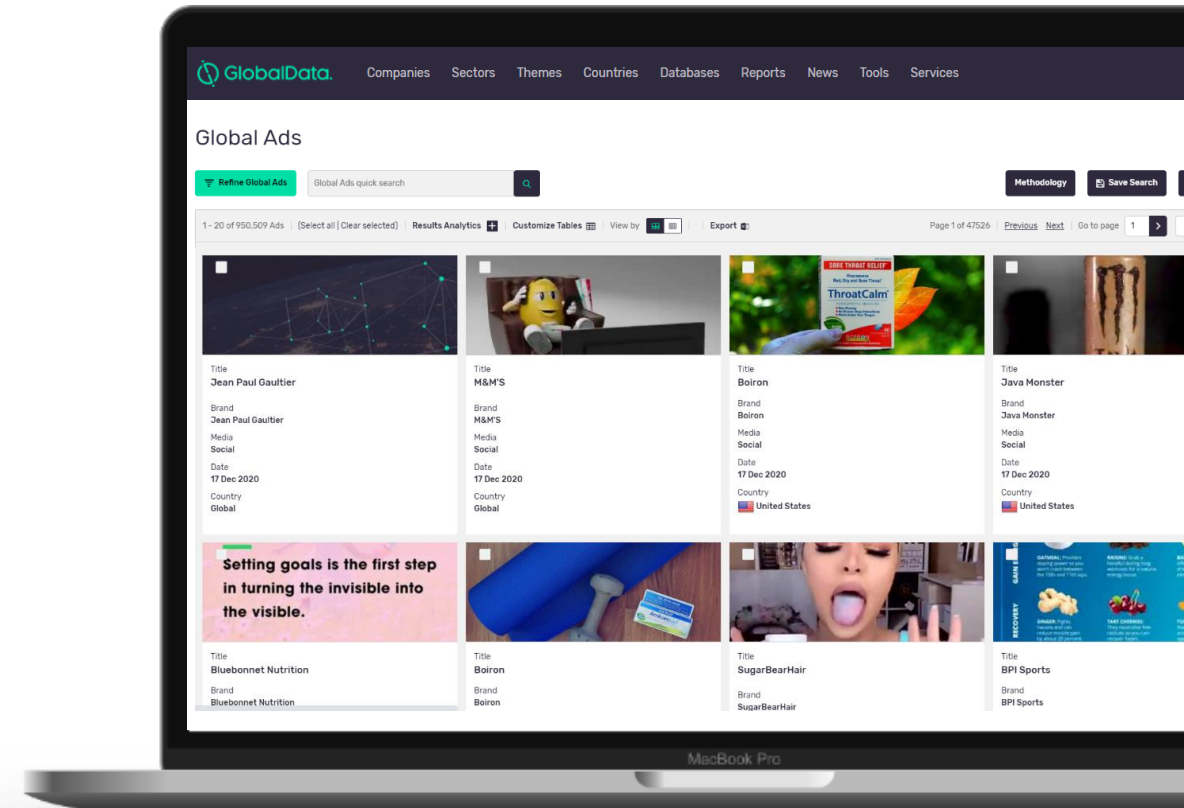
Assess paid content from TV and print media, to brand-owned communications via social media such as YouTube, Facebook and Weibo

+ Refine Searches

Filter through almost a million ads by brand, country, company, date, media type and Ad ID

+ Watch Ads

All video media ads can be watched within GlobalData Explorer



→ Value

Gauge consumer and business professionals' sentiment using a mix of sector surveys and COVID-19 polls data. Make better, more informed business decisions by leveraging current consumer and business insight.

→ Description

Access data from polls and surveys related to consumer and enterprise concerns, priorities, adoption trends and outlook for the future; complemented by relevant survey driven analysis and insights.

+ Survey Data & Analytics

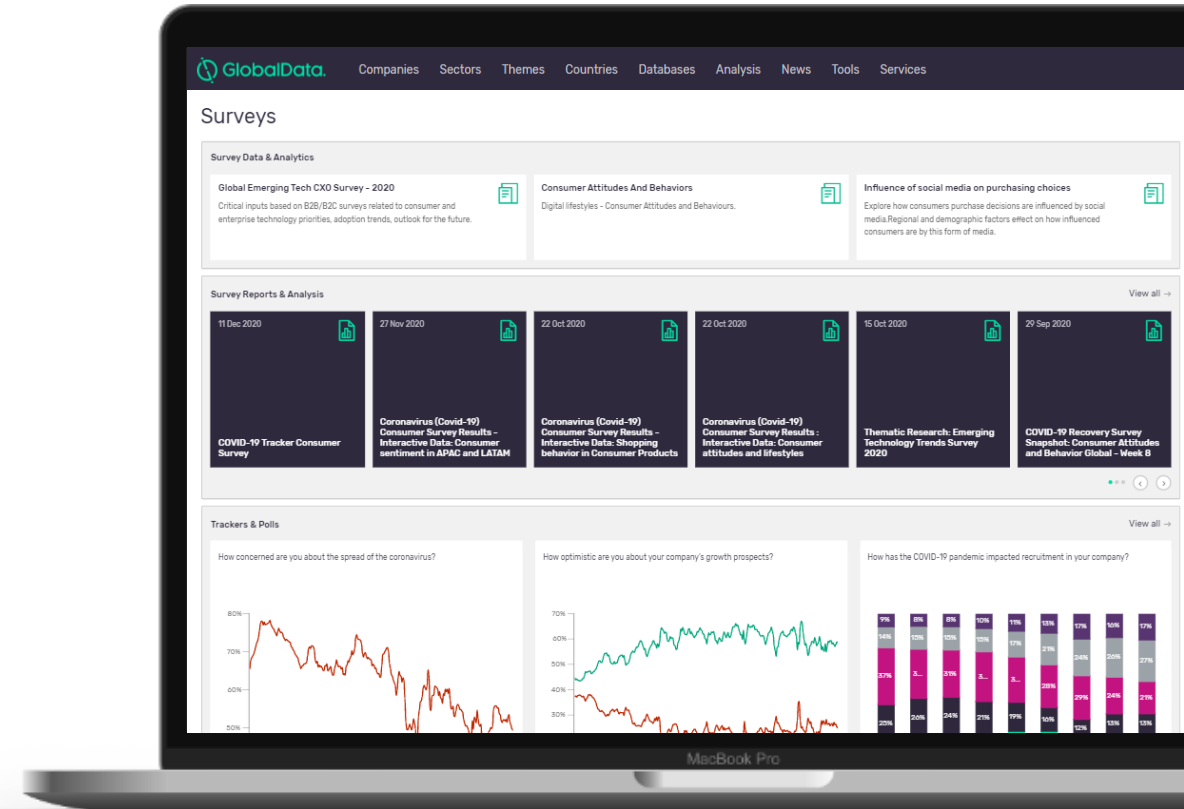
Investigate survey responses with interactive data models that allow you to filter datasets by sector, region, country, gender, age and more

+ Tech Trend Surveys

Understand how prepared industries are for the digital disruption that is coming their way

+ Trackers & Polls

Repository of live and closed polls primarily related to the COVID-19 situation



Theme Evolution Indicator



→ Value

Track the evolution of the disruptive technologies space and monitor activity trends, along with insights into the strength of companies offering these technologies.

→ Description

Track the global evolution of the 15 most prominent emerging technologies, allowing you to identify underlying technology trends and invest in the right themes. Gain a consolidated view on the strength of the companies offering these technologies and the confidence of their investors, ensuring that you build only the most successful investment strategies.

+ Trending Themes

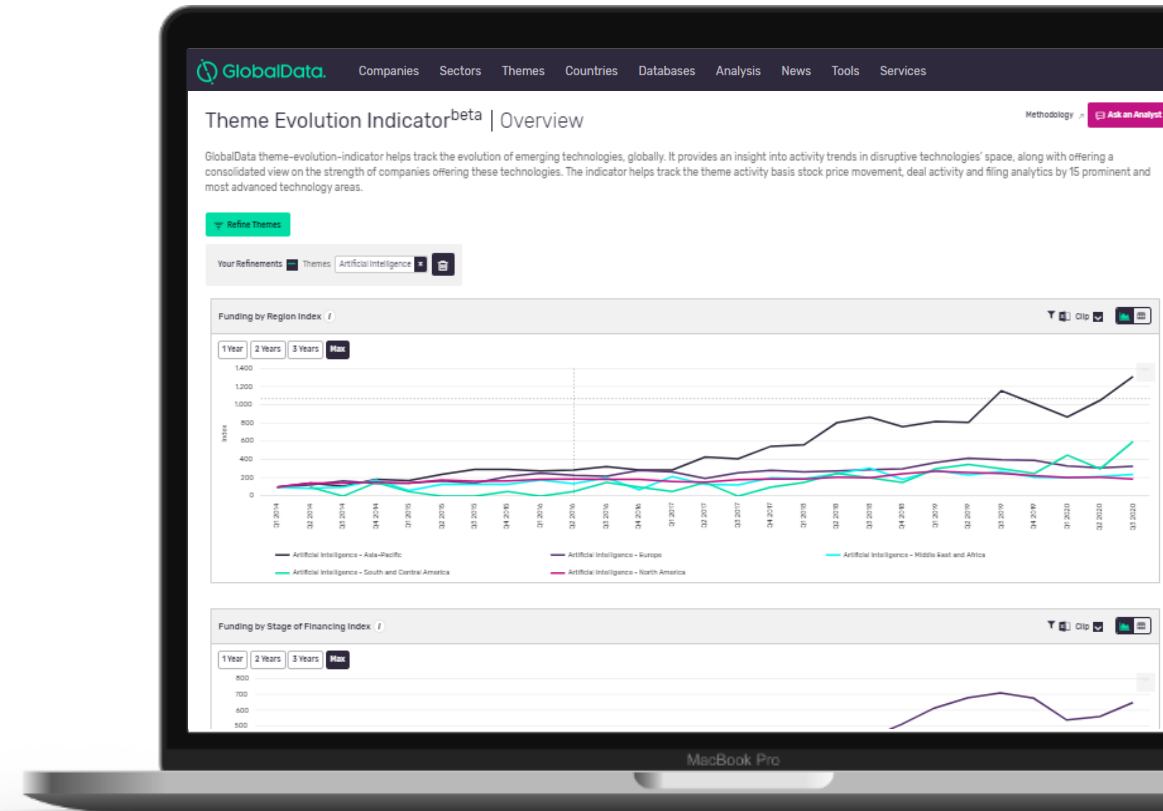
Invest in the right themes by comparing which themes are trending

+ Deal Momentum Index

Identify investment flow and trends across regions for tech themes by evaluating venture financing deals

+ Funding by Region Index

Recognize the geographies where a tech theme is in major growth versus areas of slower investment



Sector Activity Indicators



→ Value

Gain a consolidated view of the current health of industry sectors and assess your own position versus the market. Monitor the overall health of each sector and compare up to four sectors at a time.

→ Description

Track the movement of stock prices of leading sector specific companies; the volume of job postings and financial deals; and sentiment of news releases and company filings. Our composite index allows you to incorporate any combination of these to create a single index to view the overall health of the sector.

+ News Sentiment

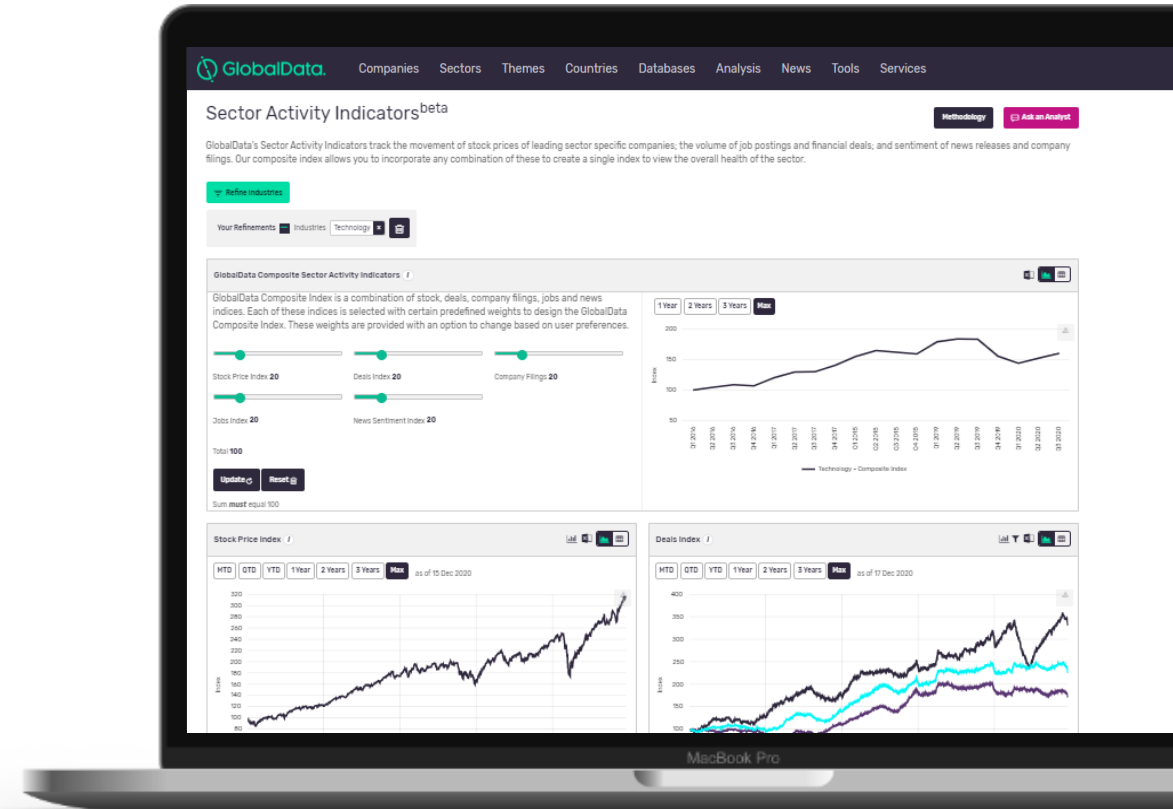
Track positive and negative sectoral sentiments based on news articles by each company

+ Company Filings Sentiment

Monitor an aggregated view of positive and negative sentiment within earnings filings and transcripts each quarter

+ Deals Index

Track the volume of financial deals by type; M&A, PE and VC, and overall



→ Value

Tracking thousands of sources on a daily basis and leveraging robust technology, Smart Money Analytics searches, identifies, analyzes and visualizes venture investments to give you a unique insight into the global Fintech market.

→ Description

Providing data and insight on venture investments, discover who the leading investors are across different regions, countries and trends. Access a comprehensive database of fintech deals, including historic data starting from 2014, to pinpoint the investment activity that interests you.

+ Geographic Coverage

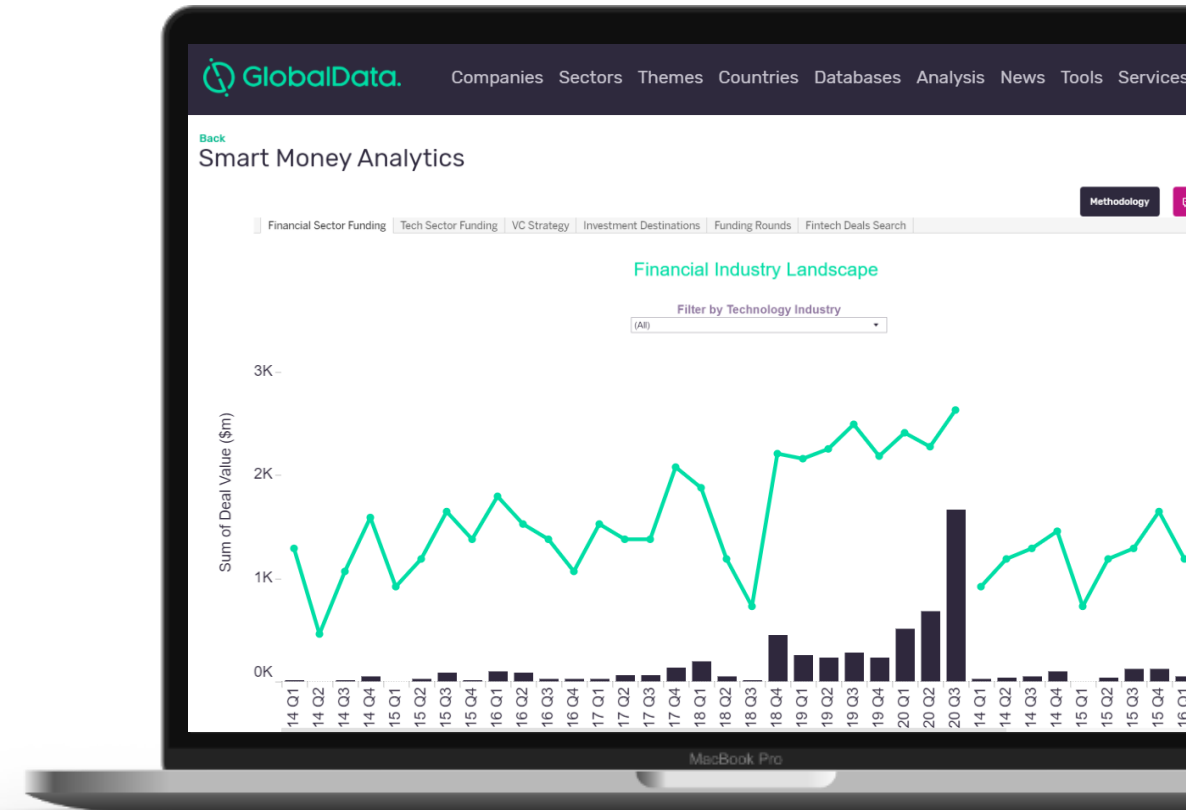
Spanning 69 major markets across all regions, see the investment activity per country, the sub-sectors receiving investment, and the VC Firms investing

+ Funding Rounds

Assess month-on-month deal volume and deal value by funding round

+ VC Strategy

Identify the investment strategy of 1,000s of Venture Capital firms operating within the fintech market



Product Launch Analytics



→ Value

Generate product innovation ideas and identify gaps and opportunities by analysing the latest on-trend product launches from over 50 markets around the world. Monitor the most innovative launches across categories and geographies and understand which products highlight the direction of future innovation.

→ Description

Capturing the latest FMCG launches in the global retail space that stand out from the competition and have the potential to be a disruptive presence in the market. The database tracks 1,000 new innovations per month, delivering daily insights on latest in-store product innovations.

+ Product Innovation

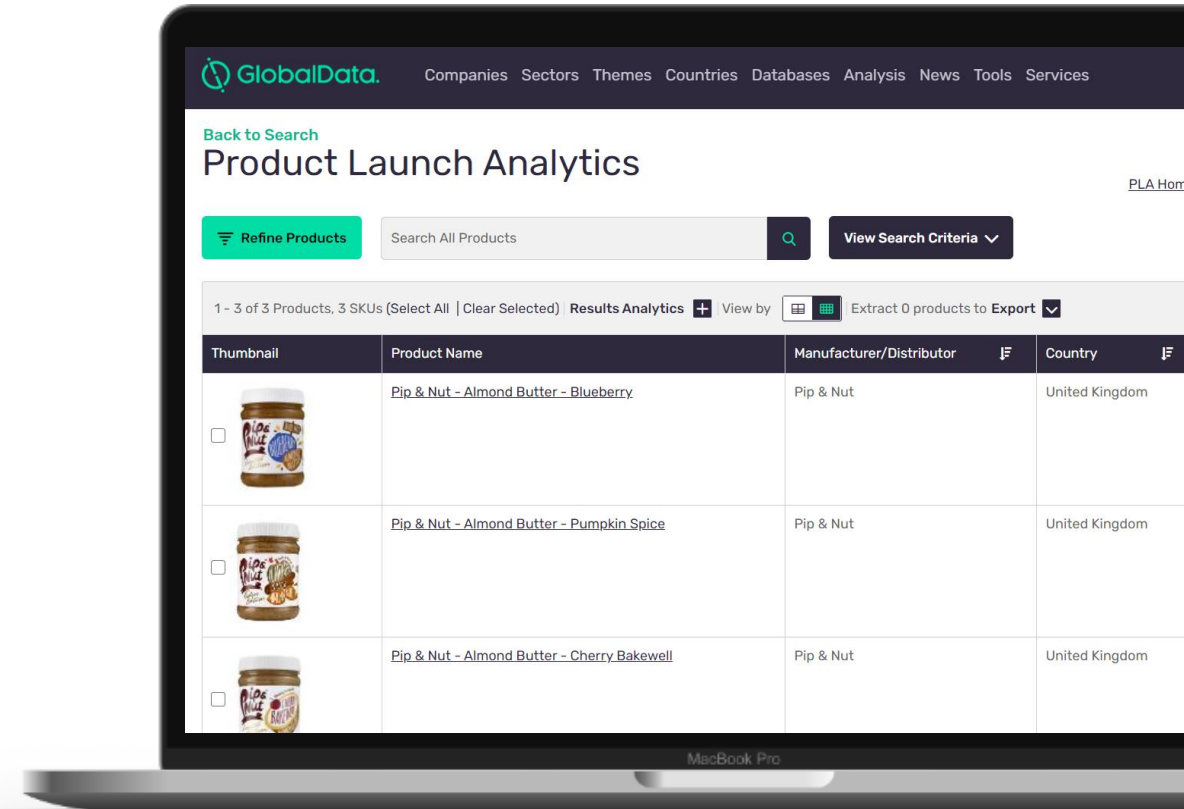
Over 20 searchable fields lets you identify the innovative product features that are being launched in your category

+ Consumer Sentiment

Access consumer surveys integrated into product reports; a powerful feature that links innovation to consumer sentiments

+ Brand Innovation

Find out which brands are most actively innovating in a given country and category

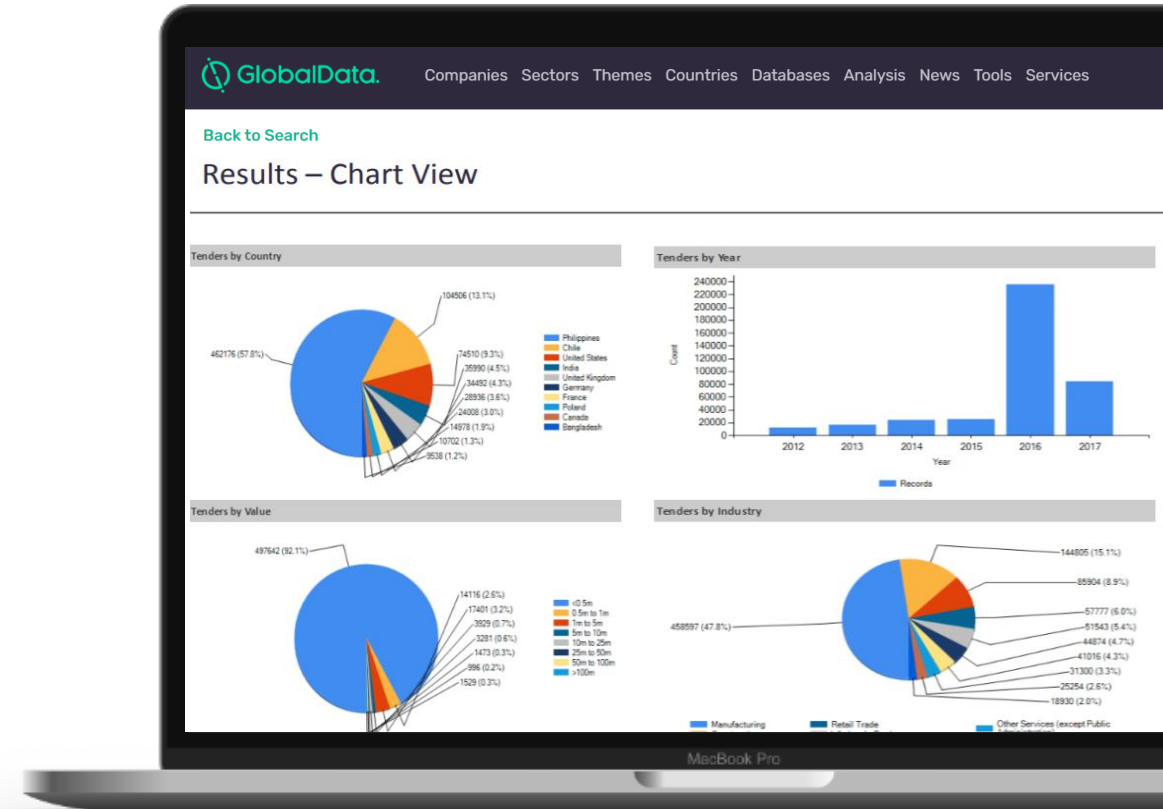


→ Value

A machine-driven global contracts and tenders intelligence database providing you with timely and informed decision making on business opportunities.

→ Description

Publishing over 1.25 million tenders and contracts per year, tracking 3,000 sources across 177 countries, the database contains over 15 million tenders and contracts, with an average weekly publication of over 22K tenders.



+ Advanced Search

Utilize powerful search functionality to identify tenders based on industry, geography, contract value, vendor name, client name and more

+ Access Contacts

Search, through multiple parameters, a directory of over 150K contact details for executives handling procurement

+ Evaluate Bids

In the Tender View, the Evaluate Bid option lets you rate tenders on 6 parameters, giving you a Go/No Go result, according to your thresholds

Dedicated Client Support

We ensure global 24/7 multi-channel support and engagement

Training Calls & Webinars offer interactive, insight-led sessions

Responsive teams who save you time by providing proactive support

On site support and self-service offering instant solutions


Product Tours help you get to grips with new and existing features

Notifications keep you informed of the latest releases

Help Center contains support guides, recommendations and top tips

Ask an Analyst at any time if you need fast assistance with a query

Regular usage reports showing user engagement to determine ROI





Thank you

Contact Us

Holly Watson-Steward

GlobalData Academic Team



+44 207 866 7266



Holly.WatsonSteward@globaldata.com

