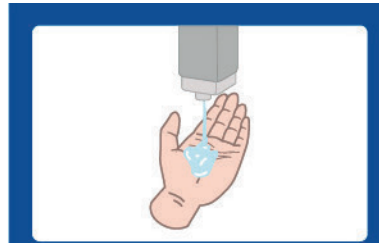


Hand Washing Instruction

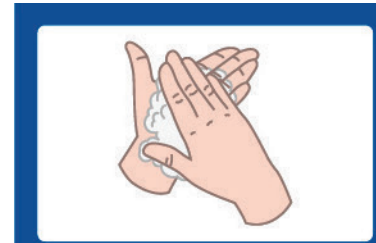
f t gelisimedu @ igugelisim
www.gelisim.edu.tr/en



1- Wet your hands under running water.



2- Get enough liquid soap in your hand.



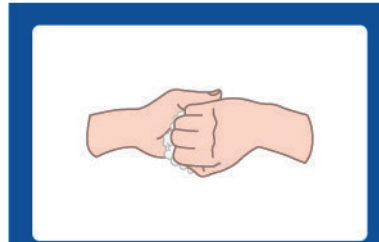
3- Apply the soap to your hand.



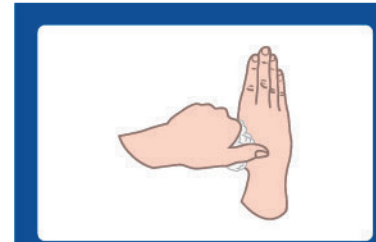
4- Scrub the dorsum of your left hand with your right hand, and vice versa.



5- Also scrub your palms and fingers interlaced thoroughly.



6- Clean the backs of fingers to opposing palms with fingers interlocked.



7- Rub the thumb of both hands rotationally with your other hand.



8- Do not forget to scrub the nail tips.



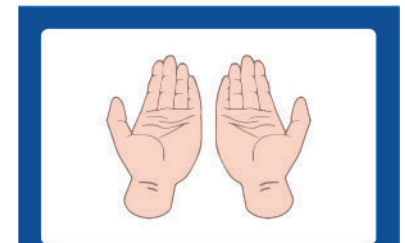
9- Rinse your hands with water.



10- Dry your hands with a disposable paper towel.



11- Use the paper towel to turn off the faucet.



12- Adequate hand hygiene is ensured at the end of this procedure [40-60 seconds].